

# TX-29/25AD70F Service Manual

Safety

Specifications

Parts List

Service  
Information

Adjustments

Self Check

Service Hints

Mechanical  
View

Disassembly

Location of  
Controls

Waveforms

Block Diagrams

Schematic Diagrams

PCB Views

## Service Support

Service and repair of this product is supported by Panasonic's LUCI interface.

This interface provides a link between the TV and a standard PC to allow a number of diagnostic and control functions to be performed.

For more details contact your local Panasonic company.

  
BACK

EXIT

Video / Audio

Control

  
BACK

B2 - PCB

D - PCB

E - PCB

F - PCB

H - PCB

M2 - PCB

Y - PCB

  
BACK

B2 - Schematic

D - Schematic

E - Schematic

F - Schematic

H - Schematic

M2 - Schematic

Y - Schematic

  
BACK

# Service Manual



## Colour Television TX-29AD70F TX-25AD70F EURO-3H Chassis

### SPECIFICATIONS

(Information in brackets {} refer to TX-25AD70F)

**Power Source :** 220-240V AC, 50Hz  
**Power Consumption :** 154W, {148W}  
**Standby Power Consumption :** 1W  
**Aerial Impedance :** 75Ω unbalanced, Coaxial Type  
**Receiving System :** PAL-I, B, G, D, K, H, PAL 60, SECAM B, G, D, K, L/L', MNTSC, NTSC (AV Only)

#### Receiving Channels :

VHF E2 – E12	VHF H1 – H2 (ITALY)
VHF A – H (ITALY)	VHF R1 – R2
VHF R3 – R5	VHF R6 – R12
UHF E21 – E69	CATV (S01 – S05)
CATV S1 – S10 (M1 – M10)	CATV S11 – S20 (U1 – U10)
CATV S21 – S41 (HYPERBAND)	

#### Intermediate Frequency :

Video	38.9 MHz, 34MHz
Sound	32.9MHz, 33.4 MHz
	33.16 MHz, 32.4 MHz, 40.4MHz
Colour	34.47 MHz, 34.5 MHz, 34.65 MHz

#### Video / Audio Terminals :

<b>AUDIO MONITOR OUT</b>	Audio(RCA x 2)	500mV rms, 1kΩ
AV1 IN	Video (21 pin)	1V p-p 75Ω
	Audio (21 pin)	500mV rms 10kΩ
	RGB (21 pin)	
AV1 OUT	Video (21 pin)	1V p-p 75Ω
	Audio (21 pin)	500mV rms 1kΩ
AV2 IN	Video (21 pin)	1V p-p 75Ω
	Audio (21 pin)	500mV rms 10kΩ
	S-Video IN	Y : 1V p-p 75Ω
	(21 pin)	C : 0.3V p-p 75Ω
AV2 OUT	Video (21 pin)	1V p-p 75Ω
	Audio (21 pin)	500mV rms 1kΩ
AV3 IN	Audio (RCA x 2)	500mV rms, 10kΩ
	Video (RCA x 1)	1V p-p 75Ω

**High Voltage :** 30.5kV ± 1kV (zero beam current)

**Picture Tube :** A68EHM69X73T 68 cm  
{A59ESF002X43 59 cm}

#### Audio Output :

**Speaker** 2 x 20 W (Music Power)

8 Ω Impedance

Headphones 8 Ω Impedance

**Accessories supplied :** Video Stand  
Remote Control  
2 x R6 (UM3) Batteries

#### Dimensions :

Height : 570 mm {510 mm}

Width : 698 mm {625 mm}

Depth : 483 mm {468 mm}

**Net Weight :** 37kg {31kg}

Specifications are subject to change without notice.

Weight and dimensions shown are approximate.

### CARACTÉRISTIQUES

(Les informations entre parenthèses {} concernent le TX-25AD70F)

**Alimentation :** 220-240V AC, 50Hz  
**Consommation :** 154W, {148W}  
**Standby Consommation :** 1W  
**Impédance d'antenne :** 75Ω asymétrique sur prise coaxiale  
**Système de réception :** PAL-I, B, G, D, K, H, PAL 60, SECAM B, G, D, K, L/L', MNTSC, NTSC (Entrée AV seulement)

#### Canaux de réception :

VHF E2 – E12	VHF H1 – H2 (ITALY)
VHF A – H (ITALY)	VHF R1 – R2
VHF R3 – R5	VHF R6 – R12
UHF E21 – E69	CATV (S01 – S05)
CATV S1 – S10 (M1 – M10)	CATV S11 – S20 (U1 – U10)
CATV S21 – S41 (HYPERBAND)	

#### Fréquence Intermédiaire :

Video	38.9 MHz, 34MHz
Sound	32.9MHz, 33.4 MHz
	33.16 MHz, 32.4 MHz, 40.4MHz
Colour	34.47 MHz, 34.5 MHz, 34.65 MHz

#### Les bornes vidéo/audio :

<b>AUDIO MONITOR SORTIE :</b>	Audio(RCA x 2)	500mV rms, 1kΩ
Entrée AV1 (21 broches)	Video (21 pin)	1V p-p 75Ω
	Audio (21 pin)	500mV rms 10kΩ
	RGB (21 pin)	
Sortie AV1 (21 broches)	Video (21 pin)	1V p-p 75Ω
	Audio (21 pin)	500mV rms 1kΩ
Entrée AV2 (21 broches)	Video (21 pin)	1V p-p 75Ω
	Audio (21 pin)	500mV rms 10kΩ
	S-Video IN	Y : 1V p-p 75Ω
	(21 pin)	C : 0.3V p-p 75Ω
Sortie AV2 (21 broches)	Video (21 pin)	1V p-p 75Ω
	Audio (21 pin)	500mV rms 1kΩ
Entrée AV3	Audio (RCA x 2)	500mV rms, 10kΩ
	Video (RCA x 1)	1V p-p 75Ω

**Tension d'anode :** 30.5kV ± 1kV (bei Nullstrahlstom)

**Tube image :** A68EHM69X73T 68 cm  
{A59ESF002X43 59 cm}

**Sortie Audio :** 2 x 20 W (Musikleistung)

8 Ω Impedanz

Casque d'écoute 8 Ω Impedanz

**Accessories fournis :** Video Stand  
Télécommande  
R6 (UM3) Piles x 2

#### Dimensions :

Hauteur : 570 mm {510 mm}

Largeur : 698 mm {625 mm}

Profondeur : 483 mm {468 mm}

**Poids (NET) :** 37kg {31kg}

Les caractéristiques techniques sont susceptibles de modification sans Préavis.  
Le poids et les dimensions indiqués sont approximatifs.

# CONTENTS

- SAFETY PRECAUTIONS .....
- SERVICE HINTS .....
- SERVICE MODE .....
- ADJUSTMENT PROCEDURE .....
- SELF CHECK .....
- ALIGNMENT SETTINGS .....
- WAVEFORM PATTERN TABLE .....
- BLOCK DIAGRAMS .....
- PARTS LOCATION .....
- REPLACEMENT PARTS LIST .....
- CONDUCTOR VIEWS .....
- SCHEMATIC DIAGRAMS .....

## SAFETY PRECAUTIONS

### GENERAL GUIDE LINES

1. It is advisable to insert an isolation transformer in the AC supply before servicing a hot chassis.
2. When servicing, observe the original lead dress in the high voltage circuits. If a short circuit is found, replace all parts which have been overheated or damaged by the short circuit.
3. After servicing, see that all the protective devices such as insulation barriers, insulation papers, shields and isolation R—C combinations are correctly installed.
4. When the receiver is not being used for a long period of time, unplug the power cord from the AC outlet.
5. Potentials as high as 31.5kV are present when this receiver is in operation. Operation of the receiver without the rear cover involves the danger of a shock hazard from the receiver power supply. Servicing should not be attempted by anyone who is not familiar with the precautions necessary when working on high voltage equipment. Always discharge the anode of the picture tube to the chassis before handling the tube.
6. After servicing make the following leakage current checks to prevent the customer from being exposed to shock hazards.

### LEAKAGE CURRENT COLD CHECK

1. Unplug the AC cord and connect a jumper between the two prongs of the plug.
2. Turn on the receiver's power switch.
3. Measure the resistance value with an ohmmeter, between the jumpered AC plug and each exposed metallic cabinet part on the receiver, such as screw heads, aerials, connectors, control shafts etc. When the exposed metallic part has a return path to the chassis the reading should be between 4M ohm and 20M ohm. When the exposed metal does not have a return path to the chassis the reading must be infinite.

# CONTENTS

- PRECAUTIONS DE SECURITE .....
- SUGGESTIONS DE SERVICE .....
- RÉGLAGES .....
- RÉGLAGES .....
- AUTO TEST .....
- RÉGLAGES .....
- TABLEAU DE MIRES DE FORMES D'ONDES .....
- SCHEMA SYNOPTIQUE .....
- EMPLACEMENT DES PIÈCES .....
- LISTE DES PIÈCES DE RECHANGE .....
- VUE DU CIRCUIT IMPRIMÉ .....
- DIAGRAMME SCHEMATIQUE .....

## PRECAUTIONS DE SECURITE

### CONSEILS GENERAUX

1. Avant d'effectuer toute révision d'un châssis sous tension il est recommandé d'installer un transformateur d'isolation.
2. Il est important, lors des réparations, de conserver la position initial de tous les fils et faisceaux, surtout dans le circuit de la haute tension. Remplacer toutes les pièces affectées par la chaleur dégagée lors d'un court-circuit.
3. Après les réparations, s'assurer que toutes les pièces protectrices telles que barrières ou papiers isolants, blindages et réseaux d'isolation R—C soient convenablement placées.
4. Il est préférable de débrancher le fil d'alimentation si la télé —couleur ne doit pas être utilisée pendant un certain temps.
5. Une tension élevée, de l'ordre de 31.5kV, est présente en plusieurs endroits lorsque l'appareil est en circuit. Il y a danger de chocs électriques lorsque le contact est établi en absence du panneau arrière. Toute personne qui tente de réparer cet appareil doit d'abord être consciente des précautions à observer avant de travailler sur un circuit à haute tension. Toujours décharger l'anode du tube cathodique au châssis avant de manipuler.
6. Après tout réparation, on doit effectuer les tests de courant de fuite dans le but d'éviter tout choc.

### VERIFICATION DES COURANTS DE FUITE SANS ALIMENTATION

1. Débrancher le fil d'alimentation et installer un fil STRAP entre les deux broches de la fiche.
2. Placer l'interrupteur comme pour établir le contact sur l'appareil.
3. Mesurer la résistance entre les branches de la fiche d'alimentation et les pièces métalliques visibles telles que têtes de vis, antennes, arbre des commandes, support des poignées, etc. Certaines de ces pièces sont en contact avec le châssis et la résistance mesurée devrait se situer entre 4MΩ, et 20MΩ. La résistance des pièces qui ne sont pas en contact avec le châssis doit être infinie.

## LEAKAGE CURRENT HOT CHECK

1. Plug the AC cord directly into the AC outlet. Do not use an isolation transformer for this check.
2. Connect a 2kΩ 10W resistor in series with an exposed metallic part on the receiver and an earth such as a water pipe.
3. Use an AC voltmeter with high impedance to measure the potential across the resistor.
4. Check each exposed Metallic part and check the voltage at each point.
5. Reverse the AC plug at the outlet and repeat each of the above measurements.
6. The potential at any point should not exceed 1.4 Vrms. In case a measurement is outside the limits specified, there is a possibility of a shock hazard, and the receiver should be repaired and rechecked before it is returned to the customer.

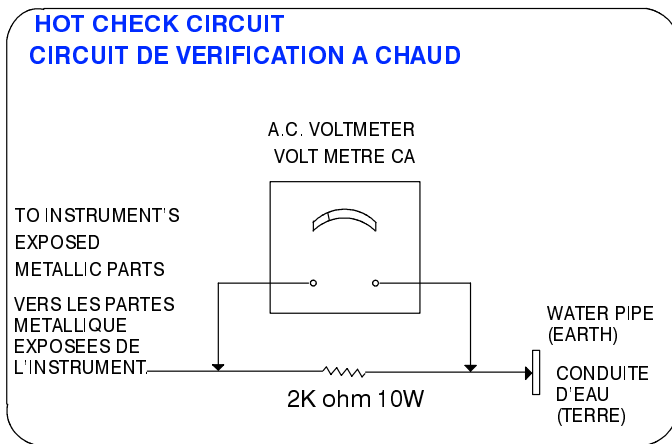


Fig.1

## X-RADIATION WARNING

1. The potential sources of X-Radiation in TV sets are the high voltage section and the picture tube.
2. When using a picture tube test jig for service ensure that the jig is capable of handling 31.5kV without causing X-Radiation.

### NOTE : It is important to use an accurate periodically calibrated high voltage meter

1. Set the brightness to minimum.
2. Measure the high voltage. The meter should indicate 30.5kV ± 1kV if the meter indication is out of tolerance, immediate service and correction is required to prevent the possibility of premature component failure.
3. To prevent any X-Radiation possibility, it is essential to use the specified tube.

## VERIFICATION A CHAUD DU COURANT DE FUITE

1. Brancher le cordon secteur directement à une prise secteur. Ne pas utiliser de transformateur d'isolation pour cette vérification.
2. Raccorder une résistance de 2kΩ, 10W, en série avec une partie métallique exposée du récepteur et une terre comme une conduite d'eau.
3. Utiliser un voltmètre CA, de type à impédance élevée, pour mesurer le potentiel à travers la résistance.
4. Vérifier toutes les parties métalliques exposées et mesurer la tension à chaque point.
5. Retourner la fiche CA dans la prise secteur et répéter toutes les mesures ci-dessus.
6. Le potentiel à tous les points ne doit pas dépasser 1.4 volt RMS. AU cas où une mesure est supérieure à cette limite spécifiée, il y a un risque de décharge électrique et le récepteur doit être réparé et revérifié avant d'être rendu au client.

## IRRADIATION AUX RAYONS X ATTENTION:

1. Les parties de la haute tension et du tube-cathodique d'une télé-couleur sont des sources possible d'émissions de rayons X.
2. Si un tube cathodique témoin est utilisé pour la réparation, s'assurer que son assemblage pourra supporter 31.5kV sans émettre de radiations.

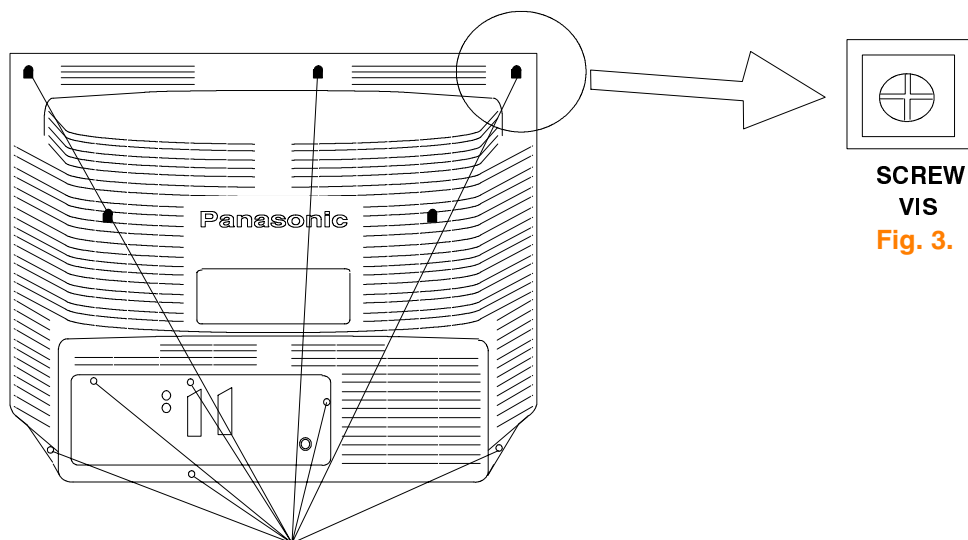
### REMARQUE : Il est important que le multimètre à haute tension utilisé soit étalonné périodiquement.

1. Tourner entièrement vers la gauche la commande de lumière.
2. Mesurer la haute tension à l'aide du multimètre approprié. La valeur nominale est de 30.5kV ± 1kV. Si la lecture est hors des tolérances, une réparation immédiate s'impose afin de prévenir toute panne prématurée.
3. Il est essentiel d'utiliser le tube cathodique d'origine pour prévenir toute émission de rayons X.

## SERVICE HINTS

### HOW TO REMOVE THE REAR COVER

1. Remove the 9 screws (A) as shown in **Fig.2/Fig.3.**

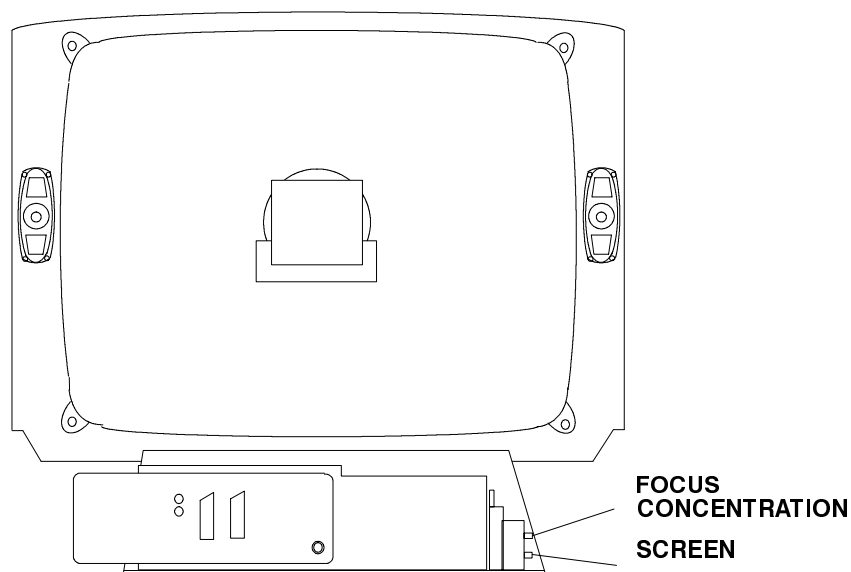


SCREWS A  
VIS A  
**Fig. 2.**

SCREW  
VIS  
**Fig. 3.**

## LOCATION OF CONTROLS

## EMPLACEMENT DES COMMANDES



E P.C.B.  
**Fig. 4.**



## SERVICE MODE

The remote control is used for entering and storing adjustments, with the exception of cut-off adjustments which must always be done prior to service adjustment. Perform adjustments in accordance with screen display. The display on the screen also specifies the CCU variants as well as the approx. setting values. The adjustment sequence for the service mode is indicated below.

1. Set the Bass to maximum position, set the Treble to minimum position, press the Reveal button on the remote control and at the same time press the Volume down on the customer controls at the front of the TV, this will place the TV into the Service Mode.
2. Press the RED / GREEN buttons to step down / up through the functions.
3. Press the YELLOW / BLUE buttons to alter the function values.
4. Press the STORE button on the preset panel after each adjustment has been made to store the required values.
5. To exit the Service Mode press the Normalisation button.

**NOTE:** This TV also has the option of using a Memory Pack which enables you to copy the preset TV channels and analogue levels into the Memory Pack and then upload them onto another EURO-3H TV set.

## USING THE MEMORY PACK

### TV to Memory Pack process

1. Plug the memory pack into the lower of the two 21 pin terminals at the back of the TV and switch the TV on. If the TV has only one 21 pin connector then this will be able to accept the memory pack.
2. Go into the Service Mode as explained above. The screen will show:—

Program  
External>>TV

3. Press the blue button on the remote control. The screen will show:—

Program  
TV>>External

4. Press the STORE button on the TV. The screen will show:—

Storing

5. All the tuning information stored inside the TV will now be transferred to the Memory Pack. This process will take 2-3 minutes to complete and when finished the screen will show:—

OK!

### Memory Pack to TV Process

1. Plug the memory pack into the lower of the two 21 pin terminals at the back of the TV and switch the TV on. If the TV has only one 21 pin connector then this will be able to accept the memory pack.
2. Go into the Service Mode as explained above. The screen will show:—

Program  
External>>TV

3. Press the STORE button on the TV. The screen will show:—

Loading

4. All the tuning information stored inside the Memory Pack will now be transferred to the TV. This process will take 2-3 minutes to complete and when finished the screen will show:—

OK!

5. The tuning information from the Memory Pack has now been copied into the TV
6. To exit from the Service Mode switch off the TV.
7. The process has now been completed and the Memory Pack can now be removed.

## Errors

If an error occurs while using the Memory Pack the TV will detect this and the screen will show:—

Program  
Error!

If this happens then switch off the TV and repeat the process that was being used. If the errors continue to occur then check the connectors between the TV and the memory pack and check the 9V battery inside the memory pack.

# RÉGLAGES

La télécommande sert à entrer et stocker les données des réglages. Sauf pour le cut-off qui doit être réalisé en priorité. Les réglages s'affichent sur l'écran, ainsi que les spécificités nominales du CCU.

1. Régler par la télécommande le niveau de **grave** au **maximum**, **aigu** au **minimum**. Simultanément appuyer sur: **Volume-** du tiroir en face avant et le bouton **Reveal** de la télécommande.
2. Appuyer sur la touche **ROUGE** ou **VERTE** pour sélectionner la fonction désirée.
3. Appuyer sur la touche **JAUNE** ou **BLEUE** pour modifier les valeurs des réglages.
4. Mettre en mémoire après chaque réglage, en appuyant sur la touche **STORE**.
5. Pour sortir de la position SERVICE MODE arrêter le TV

**REMARQUE** : Le Memory Pack permet de copier la configuration du TV, (Chaines, Niveaux analogiques) et de la transférer, via le bloc-Mémoire vers un autre TV EURO-3H.

## Processus de transfert "téléviseur vers bloc-mémoire"

1. La partie arrière du téléviseur comporte deux connecteurs à 21 broches : brancher le bloc-mémoire dans le connecteur inférieur (AV2), puis mettre le téléviseur en marche ("ON"). Si le téléviseur ne comporte qu'un seul connecteur à 21 broches, celui-ci pourra alors servir à reccorder le bloc-mémoire.
2. Passer en Mode Service (voir ci-dessus). L'écran affichera:

Program  
External >> TV

3. Appuyer sur la bouton BLEU de la télécommande. L'écran du téléviseur présente le message suivant:

Program  
TV >> External

4. Appuyer sur la bouton de mémorisation (STORE) du téléviseur et l'écran présentera la message suivant:

Storing

5. Toutes les informations de syntonisation enregistrées par le téléviseur seront maintenant transférées vers le bloc-mémoire. Cette opération ne prend que 2 à 3 minutes. Lorsqu'elle est terminée, l'écran du téléviseur présentera message suivant:

OK!

## Processus de transfert "bloc-mémoire vers téléviseur"

1. La partie arrière du téléviseur comporte deux connecteurs à 21 broches : brancher le bloc-mémoire dans le connecteur inférieur (AV2), puis mettre le téléviseur en marche ("ON"). Si le téléviseur ne comporte qu'un seul connecteur à 21 broches, celui-ci pourra alors servir à reccorder le bloc mémoire.
2. Passer en Mode Service (voir ci-dessus). L'écran affichera:

Program  
External >> TV

3. Appuyer sur la bouton de mémorisation (STORE) du téléviseur et l'écran présentera la message suivant:

Loading

4. Toutes les informations de syntonisation enregistrées par le téléviseur seront maintenant transférées vers le bloc-mémoire. Cette opération ne prend que 2 à 3 minutes. Lorsqu'elle est terminée, l'écran du téléviseur présentera message suivant:

OK!

5. Les informations de syntonisation du téléviseur du bloc-mémoire ont maintenant été copiées dans le téléviseur.
6. Pour sortir du mode d'exploitation SERVICE, mettre le téléviseur hors circuit ("OFF").
7. Une fois l'opération terminée, enlever le bloc-mémoire.

## Erreurs

Le téléviseur détectera toutes les erreurs susceptibles de se produire éventuellement pendant l'utilisation du bloc-mémoire. L'écran présentera alors le message suivant:

Program  
Error!

Dans ce cas, mettre le téléviseur hors circuit ("OFF") puis répéter l'opération qui était en cours. En cas d'erreurs répétées, vérifier les connexions entre le téléviseur et le bloc-mémoire, puis contrôler l'état de la pile 9V à l'intérieur du bloc-mémoire.



## ADJUSTMENT PROCEDURE

Item/Preparation	Adjustments
<b>Supply Voltage Check</b> 1. Receive a standard test pattern 2. Set the controls: Brightness      Minimum Contrast         Minimum Volume            Minimum	1. Confirm the following voltages. <b>E PCB</b> <b>D PCB</b> <b>U5B</b> 5 ± 0.5V <b>U5A</b> 5.1 ± 0.12/-0.1V <b>U8A</b> 8 ± 0.5V <b>U5SB</b> 5 ± 0.25V <b>U9</b> 9 ± 0.5V <b>TP1</b> 15 ± 0.7V <b>U12</b> 11.8 ± 0.5V <b>U16</b> 18.2 ± 0.8V <b>U22</b> 22.5 ± 1V <b>U38</b> 39 ± 1V <b>TP2</b> 54 ± 2.5V <b>U150</b> 150 ± 1V <b>U200</b> 200 ± 10V

## RÉGLAGES

Préparation	Réglages
<b>+B</b> 1. Appliquer une mire à carreaux N/B 2. Régler les contrôles suivants Lumière            Minimum Contraste         Minimum Volume             Minimum	1. Confirmer le réglage : <b>E PCB</b> <b>D PCB</b> <b>U5B</b> 5 ± 0.5V <b>U5A</b> 5.1 ± 0.12/-0.1V <b>U8A</b> 8 ± 0.5V <b>U5SB</b> 5 ± 0.25V <b>U9</b> 9 ± 0.5V <b>TP1</b> 15 ± 0.7V <b>U12</b> 11.8 ± 0.5V <b>U16</b> 18.2 ± 0.8V <b>U22</b> 22.5 ± 1V <b>U38</b> 39 ± 1V <b>TP2</b> 54 ± 2.5V <b>U150</b> 150 ± 1V <b>U200</b> 200 ± 10V

## SELF CHECK

Self check is used to automatically check the Bus lines and Hexadecimal code of the TV set.  
 To enter the Self Check mode press Function down button, on the Preset Panel, at the same time pressing the Status button, on the Remote Control, and the screen will show: –  
 When exiting Self Check the customer settings will return to factory setup.

## AUTO TEST

L'auto test est utilisé pour vérifier le BUS et les codes Hexadécimaux du TV.  
 Pour passer en mode test ,il faut appuyé simultanément sur : VOLUME MOINS sur le tiroir en face avant et: STATUS sur la télécommande Infra-rouge:–  
 Après un Auto Test (Self Check) le téléviseur retourne en position réglages usine.

Test Byte			Hex codes			
0 — ok	Test Byte	8 — ok	Col Decoder (M)	16 — --	Col Decoder (P)	<div style="border: 1px solid black; padding: 5px; width: fit-content;">           09 73 E4 3F BB FB 03         </div>
1 — ok	Lst Power	9 — ok	Clock generator	17 — --	Q – PIP	
2 — ok	U5 Det	10 — ok	V – Processor	18 — ok	Not Used	
3 — ok	Protector	11 — ok	DFU	19 — ok	Not Used	
4 — ok	Not Used	12 — ok	Display Processor	20 — ok	EAROM	
5 — ok	Not Used	13 — ok	RGB Processor	21 — ok	Audio Matrix	
6 — ok	Not Used	14 — ok	Deflection IC	22 — ok	Video Matrix	
7 — ok	Not Used	15 — ok	MSP	23 — ok	Tuner	

If the CCU ports have been checked and found to be incorrect or not located then "--" will appear in place of "OK".

Wenn der Hauptprozessor (CCU) an den Anschlüssen einen Fehler erkennt, oder der entsprechende Anschluss nicht belegt ist, zeigt die entsprechende Position -- anstelle von OK an.

## Alignment Settings

(The figures used below are nominal and used for representative purposes only)

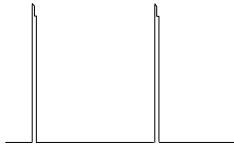
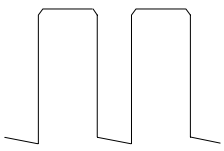

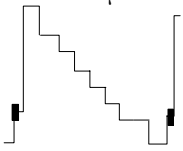

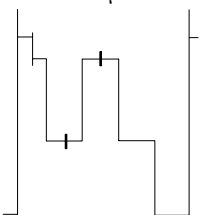
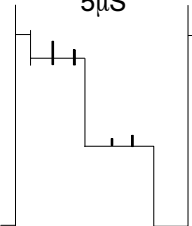
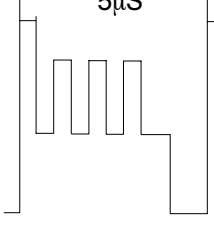
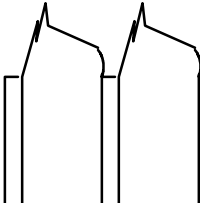
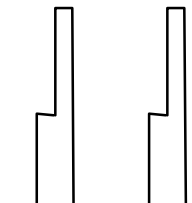

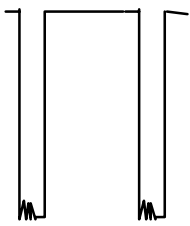
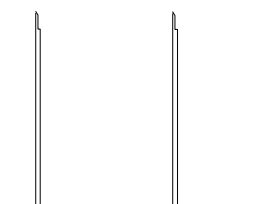
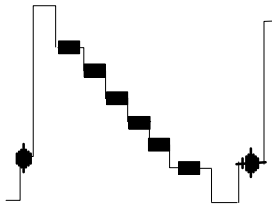
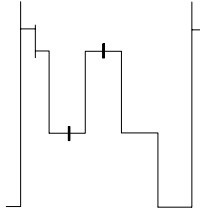
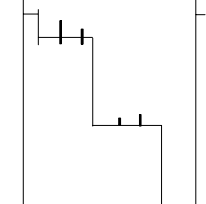
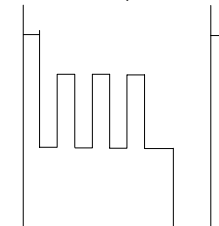
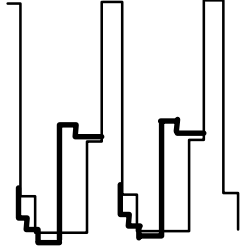
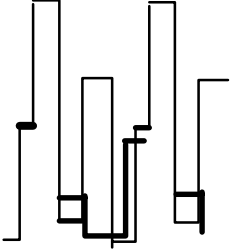
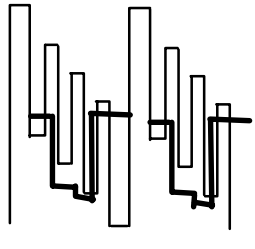
Alignment Function		Settings / Special features
Vertical amplitude	V-AMP 038	Optimum setting
Vertical linearity	V-LIN 022	
V-Pos.	V-POS 005	Optimum setting
Horizontal amplitude	H-AMP 043	Optimum setting
Horizontal position	H-POS 035	
EW-amplitude	E/W-AMP 1 020	Optimum setting
EW-amplitude	E/W-AMP 2 015	Optimum setting
Trapezium-comp	TRAPEZ-1 004	Optimum setting
Vert. DC.	VERT. D.C. 008	Not to be adjusted.
Text Position	TEXT POSITION 060	Optimum setting
Cutoff	-- --	Enter Service Mode and step through to Cutoff, connect an oscilloscope to the Blue Cathode and adjust the screen VR of the FBT to get $150 \pm 5V$ at the base of the Cutoff pulse.
Cutoff RGB	CUTOFF RGB 032 032 032	Press the GREEN button to step through these settings. Adjust for optimum.
White RGB	WHITE RGB 032 032 032	Press the GREEN button to step through these settings. Adjust for optimum.
Sub Brightness	SUB BRIGHT 000	Optimum setting

# RÉGLAGES

(Les figures ci-dessous sont fictives et utilisées uniquement à des fins représentatives)

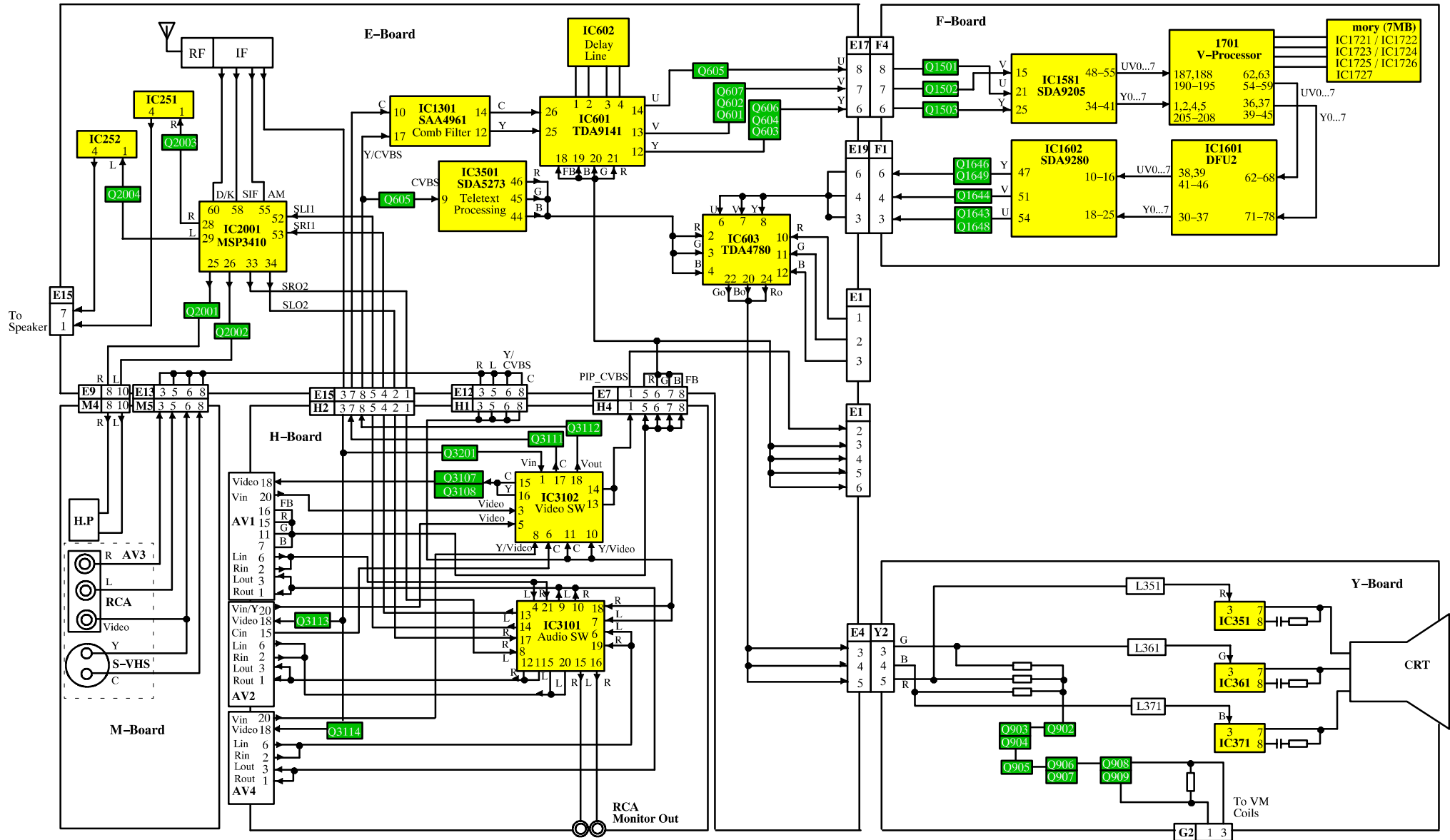
Fonctions		Réglages / Points particuliers
Amplitude verticale	V-AMP 038	Optimiser les réglages
Linéarité verticale	V-LIN 022	
V-Pos.	V-POS 005	Optimiser les réglages
Amplitude horizontal	H-AMP 043	Optimiser les réglages
Centrage horizontal	H-POS 035	
Amplitude E.O.	E/W-AMP 1 020	Optimiser les réglages
Amplitude E.O.	E/W-AMP 2 015	Optimiser les réglages
Correction trapèze	TRAPEZ-1 004	Optimiser les réglages
Vert. DC.	VERT. D.C. 008	Ne pas régler
Text Position	TEXT POSITION 060	Optimiser les réglages
Cutoff	---	Selectionner une mire, passer en mode service, et pas à pas atteindre le menu Cutoff. Placer la sonde de l'oscilloscope sur la cathode Bleue. Régler la tension d'écran sur le transformateur THT pour obtenir $150\pm 5V$ à la base de l'impulsion de Cutoff.
Cutoff RGB	CUTOFF RGB 032 032 032	Appuyer sur la touche VERTE pour accéder aux réglages. Régler pour optimiser.
White RGB	WHITE RGB 032 032 032	Appuyer sur la touche VERTE pour accéder aux réglages. Régler pour optimiser.
Sub brightness	SUB BRIGHT 000	Optimiser les réglages

## WAVEFORM PATTERN TABLE TABLEAU DE MIRES DE FORMA D'ONDES

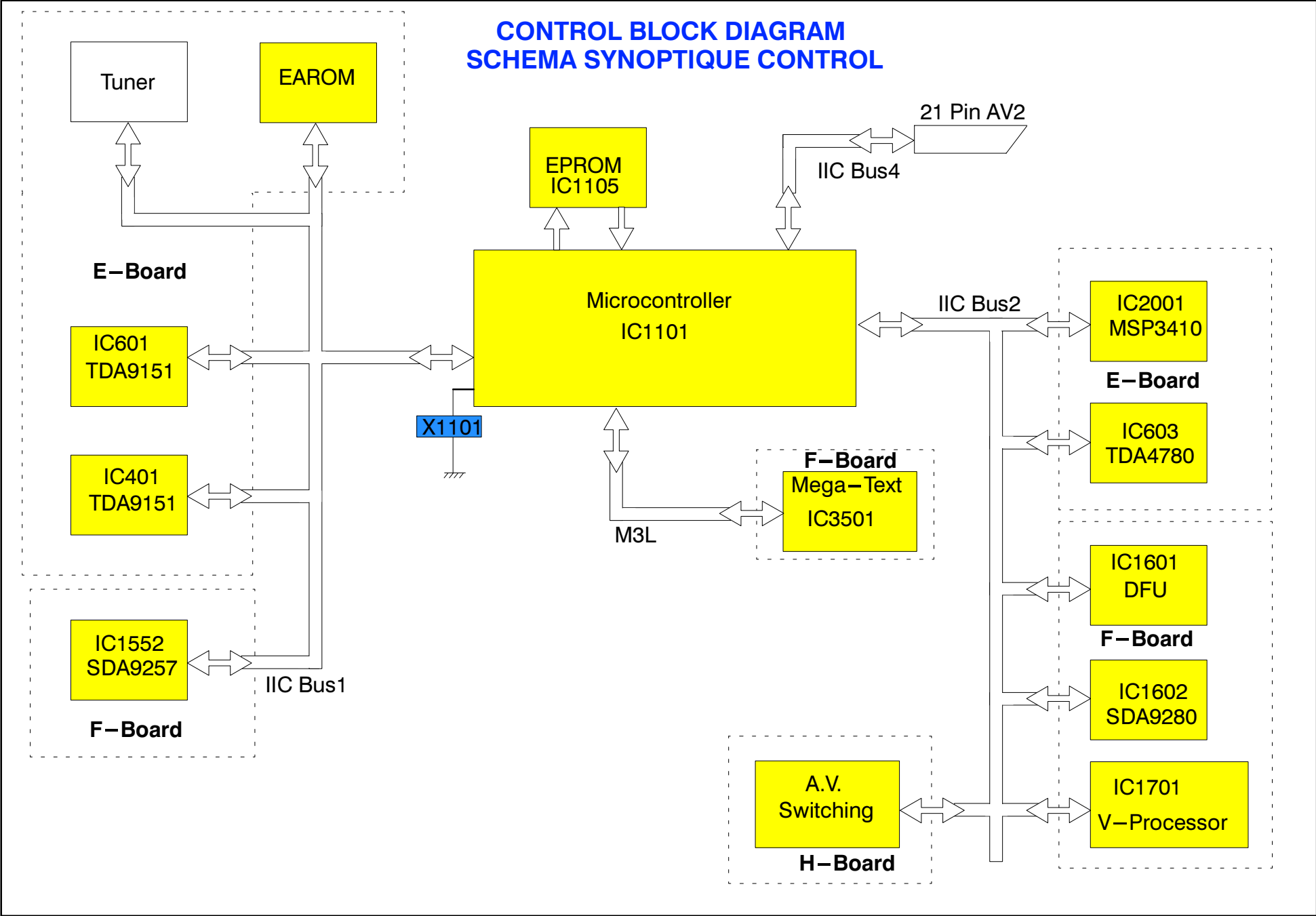
<p>IC 3501 PIN3 1<math>\mu</math>S</p> 	<p>IC 3501 PIN4 1<math>\mu</math>S</p> 	<p>IC601 PIN25 5<math>\mu</math>S</p> 	<p>IC601 PIN26 5<math>\mu</math>S</p> 
<p>Q552 COLLECTOR 20<math>\mu</math>S</p> 	<p>IC 603 PIN 20 5<math>\mu</math>S</p> 	<p>IC 603 PIN 24 5<math>\mu</math>S</p> 	<p>IC 603 PIN 22 5<math>\mu</math>S</p> 
<p>Q502 COLLECTOR 64<math>\mu</math>S</p> 	<p>IC 1801 PIN 10 20<math>\mu</math>S</p> 	<p>IC 1803 PIN 12 20<math>\mu</math>S</p> 	<p>IC 1803 PIN 1 20<math>\mu</math>S</p> 
<p>IC 1841 PIN 10 5<math>\mu</math>S</p> 	<p>IC 1801 PIN 26 5<math>\mu</math>S</p> 	<p>IC 371 PIN 3 20<math>\mu</math>S</p> 	<p>IC 351 PIN 3 20<math>\mu</math>S</p> 
<p>IC 361 PIN 3 20<math>\mu</math>S</p> 	<p>TPY1 5<math>\mu</math>S</p> 	<p>TPY2 5<math>\mu</math>S</p> 	<p>TPY3 5<math>\mu</math>S</p> 

# VIDEO AND AUDIO SIGNAL PROCESSING BLOCK DIAGRAM

## SCHEMA SYNOPTIQUE VIDEO/AUDIO



# CONTROL BLOCK DIAGRAM SCHEMA SYNOPTIQUE CONTROL



## PARTS LOCATION

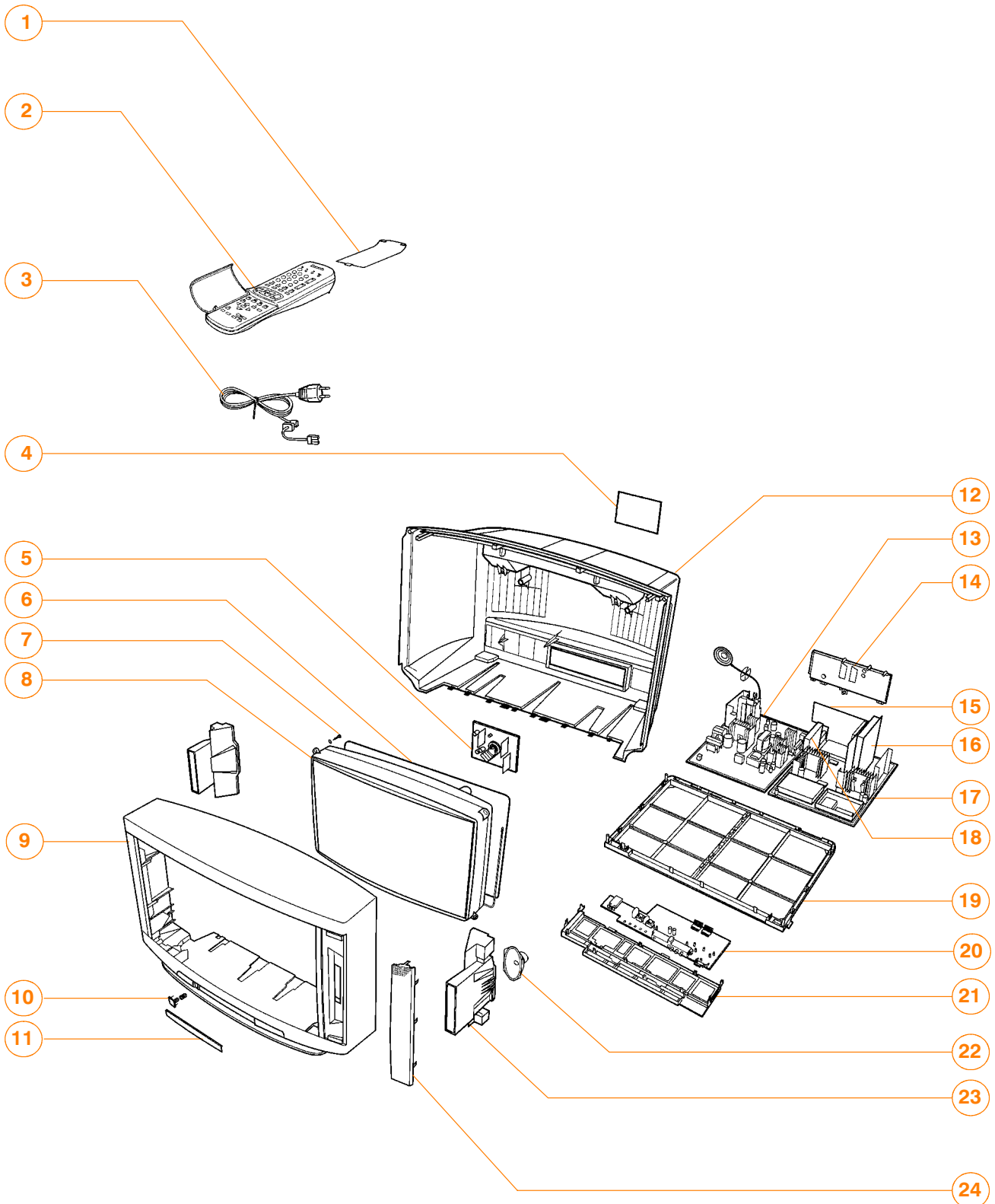
### NOTE :

The numbers on the exploded view below refer to the miscellaneous section of the Replacement Parts List.

## EMPLACEMENT DES PIÈCES

### REMARQUE :

Les numéros sur les pièces mécaniques indiquent les NO. de réf. de la liste des pièces de rechange.





## REPLACEMENT PARTS LIST

### Important Safety Notice

Components identified by ▲ mark have special characteristics important for safety. When replacing any of these components, use only manufacturer's specified parts.

## COMMON PARTS FOR MODELS TX-29AD70F AND TX-25AD70F

## LISTE DES PIÈCES DE RECHANGE

### Remarque importante pour la sécurité

Les éléments portant la indication ▲ possèdent des caractéristiques de sécurité spéciales. Lors du remplacement de l'une quelconque des ces pièces, n'utiliser que celles spécifiées par la fabricant.

Ref No.	Part No.	Description
<b>MISCELLANEOUS COMPONENTS</b>		
1)	UR51EC780	BATTERY COVER (REMOTE)
2)	EUR51923	REMOTE CONTROL
3)	TSX8E0020	POWER CORD ▲
4)	*****	REFER TO DIFFERENCE LIST
5)	*****	REFER TO DIFFERENCE LIST
6)	*****	REFER TO DIFFERENCE LIST
7)	*****	REFER TO DIFFERENCE LIST
8)	*****	REFER TO DIFFERENCE LIST
9)	*****	REFER TO DIFFERENCE LIST
10)	TBX8E033	POWER BUTTON
11)	TKP8E1149	LID
12)	*****	REFER TO DIFFERENCE LIST
13)	*****	REFER TO DIFFERENCE LIST
14)	TKP8E1154	AV COVER
15)	TNPA0293AB	H P.C.B. ▲
16)	TNPA0294AD	F P.C.B. ▲
17)	*****	REFER TO DIFFERENCE LIST
18)	TNPA0317AA	B P.C.B. ▲
19)	TMX8E014	CHASSIS FRAME
20)	TNPA0348AD	M P.C.B. ▲
21)	TMW8E023	CONTROL BRACKET
22)	EAGG1218E2	SPEAKER
23)	TKK8E026	SPEAKER REFLECTOR
24)	*****	REFER TO DIFFERENCE LIST
	ENV57D03G3	TUNER ▲
	TQB8E2377A	GERMAN INST BOOK ▲
	TQB8E2377B	DUTCH INST BOOK ▲
	TQB8E2377C	ITALIAN INST BOOK ▲
	TQB8E2377D	FRENCH INST BOOK ▲
	TQB8E2377E	SPANISH INST BOOK ▲
	TQB8E2377F	SWEDISH INST BOOK ▲
	TQB8E2377G	NORWEGIAN INST BOOK ▲
	TQB8E2377H	SUOMI INST BOOK ▲
	TQB8E2377K	DANISH INST BOOK ▲
	TBM8E1532-2	PRESET PANEL
	TBM8E1779	AV PANEL LABEL
	TEK6940	LID CATCHER
	TKP8E1150	FRONT PANEL RIGHT
	TKP8E1161	FRONT PANEL LEFT
	TMW8E017	L.E.D. HOLDER
	TMX8E015	PCB SUPPORT BRACKET
	UM-3DJ-2P	BATTERY-SET
	832AG11D-ESL	I.C.SOCKET
	31221212478	FIX CLIP
	TES4537	SPRING
	TES4537	SPRING
	TES4537	SPRING
	TES4537	SPRING
	F9-4-220	RELAY
	ERC12GK825	SOLID 0.5W 10% 8M2Ω
	PCS-068A-1	68 PIN I.C. SOCKET
	ERD31TJ6R8	CARBON 5% 6R8Ω
<b>INTEGRATED CIRCUITS</b>		
IC101	TDA9814TV3	VIF
IC1051	RPM-637CBRS1	LED RECEIVER

Ref No.	Part No.	Description
IC1101	SDA30C164-2	MICRO PROCESSOR
IC1102	S-80745AL-Z	RESET
IC1103	MN1280R	RESET
IC1301	SAA4961	COMB FILTER
IC1551	SN74F04DR	CLOCK
IC1552	SDA9257	CLOCK GENERATOR
IC1581	SDA9205-2GEG	A/D CONVERTER
IC1601	UPD93213GF	DFU
IC1602	SDA9280B21GE	VISUAL PROCESSOR
IC1701	MB87D202A	VIDEO PROCESSOR
IC1721	SDA9251-2XGE	RAM
IC1722	SDA9251-2XGE	RAM
IC1723	SDA9251-2XGE	RAM
IC1724	SDA9251-2XGE	RAM
IC1725	SDA9251-2XGE	RAM
IC1726	SDA9251-2XGE	RAM
IC1727	SDA9251-2XGE	RAM
IC2001	MSP3410DPPB3	AUDIO PROCESSOR
IC251	TDA2030AV	AUDIO AMPLIFIER
IC252	TDA2030AV	AUDIO AMPLIFIER
IC3101	TEA6420	AUDIO SWITCH
IC3102	TEA6415C	VIDEO SWITCH
IC3501	SDA5273S/134	MEGA TEXT
IC3502	M514256B70RS	DRAM
IC351	TDA6111	RGB OUTPUT
IC361	TDA6111	RGB OUTPUT
IC371	TDA6111	RGB OUTPUT
IC3801	AN7808LB	8V REGULATOR
IC3803	AN7805LB	5V REGULATOR
IC3804	AN7809FLB	9V REGULATOR
IC3805	AN78L08TA	8V REGULATOR
IC401	TDA9151-B	DEFLECTION CONTROL
IC451	TDA8350Q/N5	VERTICAL OUTPUT
IC601	TDA9143-N1	COLOUR DECODER
IC602	TDA4665-V4	DELAY LINE
IC603	TDA4780	RGB VIDEO PROCESSOR
IC845	SE140N	ERROR AMPLIFIER
IC851	TL431ACLPM	COIL
IC852	TL431ACLPM	COIL
<b>CAPACITORS</b>		
C002	ECUV1H102JCX	S.M.CAP 50V 1nF
C003	ECA1HM101GB	ELECT 50V 100pF
C004	ECUV1H102JCX	S.M.CAP 50V 1nF
C005	ECUV1H102JCX	S.M.CAP 50V 1nF
C006	ECUV1H102JCX	S.M.CAP 50V 1nF
C007	ECUV1H102JCX	S.M.CAP 50V 1nF
C009	ECA1HMR22GB	ELECT 50V 0.22μF
C010	ECUV1H102KBX	S.M.CAP 50V 1nF
C014	ECUV1H103ZFX	S.M.CAP 50V 10nF
C015	ECUV1H390JCX	S.M.CAP 50V 39pF
C016	ECUV1H390JCX	S.M.CAP 50V 39pF
C017	ECA1CM470GB	ELECT 16V 47μF
C019	ECUV1H561JCX	S.M.CAP 50V 560pF
C020	ECUV1H103ZFX	S.M.CAP 50V 10nF
C022	ECUV1H103ZFX	S.M.CAP 50V 10nF
C023	ECUV1H681JCX	S.M.CAP 50V 680pF
C024	ECUV1H103ZFX	S.M.CAP 50V 10nF
C025	ECUV1H101JCX	S.M.CAP 50V 100pF
C026	ECUV1H681JCX	S.M.CAP 50V 680pF

Ref No.	Part No.	Description
C101	ECUV1H104ZFX S.M.CAP	50V 100nF
C106	ECUV1H104ZFX S.M.CAP	50V 100nF
C108	ECUV1H104ZFX S.M.CAP	50V 100nF
C109	ECUV1H104ZFX S.M.CAP	50V 100nF
C111	ECUV1H103ZFX S.M.CAP	50V 10nF
C113	ECUV1H393KBX S.M.CAP	50V 39nF
C115	ECUV1H104ZFX S.M.CAP	50V 100nF
C116	ECUV1H030CPX S.M.CAP	50V 30pF
C117	ECUV1H070DTX S.M.CAP	50V 70pF
C118	ECEA1CKA100 ELECT	16V 10µF
C120	ECEA1HKA2R2 ELECT	50V 2.2µF
C121	ECEA1HKA2R2 ELECT	50V 2.2µF
C122	ECUV1C105ZFX S.M.CAP	16V 1000nF
C123	ECEA1HKA2R2 ELECT	50V 2.2µF
C124	ECUV1H471JCX S.M.CAP	50V 470pF
C125	ECUV1H104ZFX S.M.CAP	50V 100nF
C126	ECUV1H104ZFX S.M.CAP	50V 100nF
C127	ECEA1CKA100 ELECT	16V 10µF
C128	ECUV1H102KBX S.M.CAP	50V 1nF
C129	ECEA1CKA100 ELECT	16V 10µF
C130	ECUV1H104ZFX S.M.CAP	50V 100nF
C131	ECUV1H102KBX S.M.CAP	50V 1nF
C132	ECUV1H102KBX S.M.CAP	50V 1nF
C133	ECUV1H102KBX S.M.CAP	50V 1nF
C134	ECUV1H104ZFX S.M.CAP	50V 100nF
C135	ECEA1CKA100 ELECT	16V 10µF
C136	ECUV1H104ZFX S.M.CAP	50V 100nF
C137	ECUV1H100DCX S.M.CAP	50V 10pF
C138	ECUV1H151JCX S.M.CAP	50V 150pF
C139	ECUV1H104ZFX S.M.CAP	50V 100nF
C140	ECUV1H151JCX S.M.CAP	50V 150pF
C142	ECUV1H100DCX S.M.CAP	50V 10pF
C143	ECUV1H220JCX S.M.CAP	50V 22pF
C144	ECUV1H151JCX S.M.CAP	50V 150pF
C145	ECUV1H151JCX S.M.CAP	50V 150pF
C146	ECUV1H120JCX S.M.CAP	50V 12pF
C148	ECUV1H103ZFX S.M.CAP	50V 10nF
C150	ECEA1CKA100 ELECT	16V 10µF
C151	ECUV1H104ZFX S.M.CAP	50V 100nF
C152	ECUV1H104ZFX S.M.CAP	50V 100nF
C153	ECUV1H120JCX S.M.CAP	50V 12pF
C158	ECUV1H103ZFX S.M.CAP	50V 10nF
C159	ECUV1H080CCX S.M.CAP	50V 80pF
C251	ECQM1H474J FILM	50V 470nF
C252	ECUV1H222JCX S.M.CAP	50V 2.2nF
C254	ECUV1H393KBX S.M.CAP	50V 39nF
C255	ECEA1CN100 ELECT	16V 10µF
C256	ECA1HM330B ELECT	50V 33pF
C257	ECA1HM100GB ELECT	50V 10pF
C258	ECQM1H474J FILM	50V 470nF
C259	ECUV1H222JCX S.M.CAP	50V 2.2nF
C261	ECUV1H393KBX S.M.CAP	50V 39nF
C262	ECEA1CN100 ELECT	16V 10µF
C263	ECA1HM330B ELECT	50V 33pF
C264	ECA1HM100GB ELECT	50V 10pF
C267	ECUV1H103ZFX S.M.CAP	50V 10nF
C268	ECUV1H223ZFX S.M.CAP	50V 22nF
C269	ECA1EM222GB ELECT	25V 2.2nF
C270	ECA1EM222GB ELECT	25V 2.2nF
C271	ECA1HM010GB ELECT	50V 1pF
C272	ECA1HM010GB ELECT	50V 1pF
C273	ECA1HM010GB ELECT	50V 1pF
C274	ECA1HM010GB ELECT	50V 1pF
C275	ECUV1C184KBX S.M.CAP	16V 0.18µF
C276	ECUV1C184KBX S.M.CAP	16V 0.18µF
C277	ECEA1HU471 ELECT	50V 470µF
C280	ECUV1H562KBX S.M.CAP	50V 5.6nF
C281	ECUV1H561JCX S.M.CAP	50V 560pF
C282	ECUV1H561JCX S.M.CAP	50V 560pF
C283	ECUV1H561JCX S.M.CAP	50V 560pF
C352	ECUV1H224ZFX S.M.CAP	50V 0.22µF
C353	ECUV1H103KBX S.M.CAP	50V 10nF

Ref No.	Part No.	Description
C354	ECKC2H103J CERAMIC	50V 10nF ▲
C355	ECKC2H102J CERAMIC	500V 1nF ▲
C362	ECUV1H224ZFX S.M.CAP	50V 0.22µF
C363	ECUV1H103KBX S.M.CAP	50V 10nF
C364	ECKC2H103J CERAMIC	50V 10nF ▲
C365	ECKC2H102J CERAMIC	500V 1nF ▲
C372	ECUV1H224ZFX S.M.CAP	50V 0.22µF
C373	ECUV1H103KBX S.M.CAP	50V 10nF
C374	ECKC2H103J CERAMIC	50V 10nF ▲
C375	ECKC2H102J CERAMIC	500V 1nF ▲
C381	ECA1HM101GB ELECT	50V 100pF
C382	ECA0JM471GB ELECT	6.3V 470pF
C383	ECUV1H103KBX S.M.CAP	50V 10nF
C384	ECQM2104KZ FILM	250V 100nF
C385	ECEA2EU220 ELECT	250V 22µF
C386	ECKC3D152J CERAMIC	2KV 1.5nF ▲
C395	ECQM1H104J FILM	50V 100nF
C402	ECUV1H104ZFX S.M.CAP	50V 100nF
C403	ECA1AM332E ELECT	10V 3.3nF
C404	ECUV1H104ZFX S.M.CAP	50V 100nF
C405	ECUV1H104ZFX S.M.CAP	50V 100nF
C406	ECUV1H471JCX S.M.CAP	50V 470pF
C409	ECUV1H101JCX S.M.CAP	50V 100pF
C413	ECUV1H561KBX S.M.CAP	50V 560pF
C451	ECUV1H104ZFX S.M.CAP	50V 100nF
C452	ECA1EM332E ELECT	25V 3.3nF
C453	ECEA1HU101 ELECT	50V 100µF
C455	ECEA1HN100 ELECT	50V 10µF
C456	ECQV1104JZ3 FILM	100V 100nF
C457	ECUV1H102JCX S.M.CAP	50V 1nF
C462	ECKC3A471J CERAMIC	1KV 470pF ▲
C463	ECUV1H102KBX S.M.CAP	50V 1nF
C464	ECKC1H102J CERAMIC	50V 1000pF
C501	ECQM1H224J FILM	50V 220nF
C502	ECQM2683JZ FILM	250V 68nF
C503	ECKC2H102J CERAMIC	500V 1nF ▲
C504	ECQB1H223K FILM	50V 22nF
C506	ECKC2H102J CERAMIC	500V 1nF ▲
C552	ECWH15H392J FILM	1500V 3.9nF
C553	ECQP1104JZW FILM	100V 0.10µF
C556	ECEA2CNR47SB ELECT	160V R47µF
C557	ECKC2H331J CERAMIC	500V 330pF ▲
C558	ECA2EM330B ELECT	250V 33pF
C559	ECKC2H101J CERAMIC	500V 100pF ▲
C560	ECA1EM332E ELECT	25V 3.3nF
C561	ECKC2H561J CERAMIC	500V 560pF ▲
C562	ECA1JM330B ELECT	63V 33pF
C563	TAC7A2D564JC CERAMIC	1500V 0.56µF
C564	ECKC1H472J CERAMIC	50V 4.7nF
C565	ECQP1823JZW FILM	100V 82nF
C571	ECQV1H105JZ FILM	50V 1µF
C572	ECWH15H472J FILM	1500V 4700µF
C573	ECQF4153JZH FILM	400V 15nF
C574	TAC1114Z684A CERAMIC	400V 0.68µF
C575	TAC1114Z684A CERAMIC	400V 0.68µF
C581	ECQF4123JZH FILM	400V 12nF
C584	ECKC3D221JB CERAMIC	2KV 220pF
C585	ECKC3A471J CERAMIC	1KV 470pF ▲
C586	ECKC1H103JB CERAMIC	50V 10nF
C601	ECUV1H104ZFX S.M.CAP	50V 100nF
C602	ECUV1H104ZFX S.M.CAP	50V 100nF
C603	ECUV1H104ZFX S.M.CAP	50V 100nF
C604	ECUV1H104ZFX S.M.CAP	50V 100nF
C605	ECUV1H104ZFX S.M.CAP	50V 100nF
C606	ECUV1H104ZFX S.M.CAP	50V 100nF
C608	ECUV1H104ZFX S.M.CAP	50V 100nF
C609	ECUV1H180JCX S.M.CAP	50V 18pF
C610	ECUV1H150JCX S.M.CAP	50V 15pF
C611	ECUV1H104ZFX S.M.CAP	50V 100nF
C612	ECUV1H332ZFX S.M.CAP	50V 3.3nF
C613	ECUV1C474ZFX S.M.CAP	16V 0.47µF

Ref No.	Part No.	Description		
C614	ECUV1H332ZFX	S.M.CAP	50V	3.3nF
C615	ECUV1H104ZFX	S.M.CAP	50V	100nF
C616	ECUV1H104ZFX	S.M.CAP	50V	100nF
C617	ECA1CM220GB	ELECT	16V	22µF
C618	ECUV1H104ZFX	S.M.CAP	50V	100nF
C619	ECUV1H104ZFX	S.M.CAP	50V	100nF
C620	ECUV1H104ZFX	S.M.CAP	50V	100nF
C621	ECUV1H104ZFX	S.M.CAP	50V	100nF
C622	ECUV1H104ZFX	S.M.CAP	50V	100nF
C623	ECUV1H103ZFX	S.M.CAP	50V	10nF
C624	ECUV1H103ZFX	S.M.CAP	50V	10nF
C625	ECUV1H103ZFX	S.M.CAP	50V	10nF
C626	ECUV1H103ZFX	S.M.CAP	50V	10nF
C627	ECUV1H103ZFX	S.M.CAP	50V	10nF
C628	ECUV1H103ZFX	S.M.CAP	50V	10nF
C629	ECUV1H103ZFX	S.M.CAP	50V	10nF
C630	ECUV1H103ZFX	S.M.CAP	50V	10nF
C631	ECUV1H103ZFX	S.M.CAP	50V	10nF
C632	ECUV1H103ZFX	S.M.CAP	50V	10nF
C633	ECUV1H470JCX	S.M.CAP	50V	47pF
C634	ECA1CM221GB	ELECT	16V	220pF
C635	ECA1HM220GB	ELECT	50V	22pF
C636	ECA1HM010GB	ELECT	50V	1pF
C637	ECQM1H224J	FILM	50V	220nF
C638	ECA1HM010GB	ELECT	50V	1pF
C639	ECQM1H224J	FILM	50V	220nF
C640	ECQM1H224J	FILM	50V	220nF
C641	ECQM1H224J	FILM	50V	220nF
C642	ECA1AM470GB	ELECT	10V	47pF
C643	ECUV1H104ZFX	S.M.CAP	50V	100nF
C644	ECA1CM470GB	ELECT	16V	47µF
C645	ECUV1H104ZFX	S.M.CAP	50V	100nF
C646	ECUV1H104ZFX	S.M.CAP	50V	100nF
C647	ECEA1CN470	ELECT	16V	47µF
C648	ECEA1CN470	ELECT	16V	47µF
C651	ECUV1H820JCX	S.M.CAP	50V	82pF
C654	ECUV1H393KBX	S.M.CAP	50V	39nF
C655	ECUV1E563KBX	S.M.CAP	25V	56nF
C657	ECUV1C474ZFX	S.M.CAP	16V	0.47µF
C659	ECUV1H821KBX	S.M.CAP	50V	820pF
C661	ECUV1H103ZFX	S.M.CAP	50V	10nF
C662	ECUV1H470JCX	S.M.CAP	50V	47pF
C663	ECUV1H150JCX	S.M.CAP	50V	15pF
C664	ECUV1H103ZFX	S.M.CAP	50V	10nF
C703	ECUV1C224KBX	S.M.CAP	16V	220nF
C752	ECKC2H103J	CERAMIC	50V	10nF
C803	ECQE2A474MWB	FILM	100V	0.47µF
C804	222233510154	CAPACITOR		0.15µF
C806	ECQE6104K	FILM	600V	100nF
C807	ECQB1H473K	FILM	50V	47nF
C808	ECQB1H333J	FILM	50V	33nF
C810	222233510154	CAPACITOR		0.15µF
C811	ECQB1H104J	FILM	50V	100nF
C812	ECQB1H562K	FILM	50V	5.6nF
C813	ECKC2H472J	CERAMIC	500V	4.7nF
C814	ECKC2H472J	CERAMIC	500V	4.7nF
C815	ECA1CM331B	ELECT	16V	330pF
C816	ECQB1H122J	FILM	50V	1.2nF
C817	ECKC2H472J	CERAMIC	500V	4.7nF
C818	ECKC2H472J	CERAMIC	500V	4.7nF
C819	ECOS2GA181DB	ELECT	400V	180pF
C820	ECOS2GA181DB	ELECT	400V	180pF
C821	ECQB1H222J	FILM	50V	2200pF
C822	ECKC3D102J	CERAMIC	2KV	1nF
C823	EEUFA1V221B	CERAMIC	35V	220pF
C824	ECQB1H121KF3	FILM	50V	120pF
C826	ECQB1H473K	FILM	50V	47nF
C827	ECKCNS332J	CERAMIC	1.2KV	3.3nF
C830	ECQE4105JFW	FILM	400V	1µF
C831	ECKC3D471JB	CERAMIC	2KV	470pF
C833	ECQB1H682K	FILM	50V	6.8nF
C834	ECQB1H471KF3	FILM	50V	470pF

Ref No.	Part No.	Description		
C835	ECQB1H152K	FILM	50V	1.5nF
C848	ECKC2H471J	CERAMIC	500V	470pF
C849	ECKC2H471J	CERAMIC	500V	470pF
C851	ECQM1H104J	FILM	50V	100nF
C852	ECKC3D102J	CERAMIC	2KV	1nF
C853	ECA1CM471GB	ELECT	16V	470pF
C854	ECA1EM471GB	ELECT	25V	470pF
C855	ECEA1HU102	ELECT	50V	1000µF
C856	ECEA1HU471	ELECT	50V	470µF
C857	ECA1EM471GB	ELECT	25V	470pF
C858	ECOS2EA271BB	ELECT	250V	270pF
C859	ECKC2H471J	CERAMIC	500V	470pF
C861	ECOS2EA221AB	ELECT	250V	220µF
C863	ECA1EM222GB	ELECT	25V	2.2nF
C864	ECA0JM102GB	ELECT	6.3V	1nF
C866	ECA1HM101GB	ELECT	50V	100pF
C867	ECA1CM222GB	ELECT	16V	2200µF
C868	ECA1CM100GB	ELECT	16V	10pF
C871	ECA0JM102GB	ELECT	6.3V	1nF
C872	ECA1CM222GB	ELECT	16V	2200µF
C901	ECUV1H030CCX	S.M.CAP	50V	30pF
C902	ECA1VM101GB	ELECT	35V	100pF
C903	ECA1CM470GB	ELECT	16V	47µF
C904	ECUV1H103ZFX	S.M.CAP	50V	10nF
C905	ECA1CM100GB	ELECT	16V	10pF
C906	ECUV1H151JCX	S.M.CAP	50V	150pF
C908	ECUV1H151JCX	S.M.CAP	50V	150pF
C909	ECKC2H472J	CERAMIC	500V	4.7nF
C910	ECKC2H472J	CERAMIC	500V	4.7nF
C911	ECUV1H151JCX	S.M.CAP	50V	150pF
C912	ECEA2EU220	ELECT	250V	22µF
C913	ECA1HM101GB	ELECT	50V	100pF
C914	ECA1HM101GB	ELECT	50V	100pF
C915	ECA1CM471GB	ELECT	16V	470pF
C916	ECEA2EU220	ELECT	250V	22µF
C917	ECA1HM100GB	ELECT	50V	10pF
C918	ECUV1H103ZFX	S.M.CAP	50V	10nF
C919	ECCR2H680J	CERAMIC	500V	68pF
C1051	ECKC1H101J	CERAMIC	50V	100pF
C1052	ECA1VM470B	ELECT	35V	47pF
C1053	ECKC1H103JB	CERAMIC	50V	10nF
C1102	ECUV1H104ZFX	S.M.CAP	50V	100nF
C1103	ECUV1H104ZFX	S.M.CAP	50V	100nF
C1104	ECA0JM101G	ELECT	6.3V	100pF
C1105	ECUV1H330JCX	S.M.CAP	50V	33pF
C1106	ECUV1H330JCX	S.M.CAP	50V	33pF
C1107	ECUV1H391JCX	S.M.CAP	50V	390pF
C1108	ECUV1H103ZFX	S.M.CAP	50V	10nF
C1109	ECUV1H472KBX	S.M.CAP	50V	4.7nF
C1110	ECUV1H104ZFX	S.M.CAP	50V	100nF
C1111	ECUV1H101JCX	S.M.CAP	50V	100pF
C1112	ECUV1H103ZFX	S.M.CAP	50V	10nF
C1114	ECUV1H102JCX	S.M.CAP	50V	1nF
C1115	ECUV1H102JCX	S.M.CAP	50V	1nF
C1126	ECUV1H104ZFX	S.M.CAP	50V	100nF
C1127	ECUV1H104ZFX	S.M.CAP	50V	100nF
C1129	ECA1AM470GB	ELECT	10V	47pF
C1130	ECUV1H104ZFX	S.M.CAP	50V	100nF
C1131	ECUV1H101JCX	S.M.CAP	50V	100pF
C1133	ECUV1C184KBX	S.M.CAP	16V	0.18µF
C1134	ECUV1H103KBX	S.M.CAP	50V	10nF
C1135	ECUV1H103ZFX	S.M.CAP	50V	10nF
C1136	ECUV1H101JCX	S.M.CAP	50V	100pF
C1137	ECUV1H102KBX	S.M.CAP	50V	1nF
C1138	ECUV1H104ZFX	S.M.CAP	50V	100nF
C1302	ECUV1H150JCX	S.M.CAP	50V	15pF
C1304	ECUV1H103ZFX	S.M.CAP	50V	10nF
C1305	ECA1HM101GB	ELECT	50V	100pF
C1306	ECUV1H104ZFX	S.M.CAP	50V	100nF
C1307	ECUV1H104ZFX	S.M.CAP	50V	100nF
C1308	ECA1HM101GB	ELECT	50V	100pF
C1309	ECUV1H104ZFX	S.M.CAP	50V	100nF

Ref No.	Part No.	Description
C1310	ECUV1H104ZFX S.M.CAP	50V 100nF
C1311	ECUV1H104ZFX S.M.CAP	50V 100nF
C1312	ECUV1H104ZFX S.M.CAP	50V 100nF
C1313	ECUV1H104ZFX S.M.CAP	50V 100nF
C1314	ECUV1H104ZFX S.M.CAP	50V 100nF
C1315	ECUV1H104ZFX S.M.CAP	50V 100nF
C1316	ECA1HM101GB ELECT	50V 100pF
C1317	ECUV1H104ZFX S.M.CAP	50V 100nF
C1318	ECA1HM101GB ELECT	50V 100pF
C1321	ECUV1H104ZFX S.M.CAP	50V 100nF
C1322	ECUV1H101JCX S.M.CAP	50V 100pF
C1323	ECA1HM101GB ELECT	50V 100pF
C1324	ECA1HM101GB ELECT	50V 100pF
C1325	ECUV1H103ZFX S.M.CAP	50V 10nF
C1326	ECUV1H104ZFX S.M.CAP	50V 100nF
C1327	ECUV1H104ZFX S.M.CAP	50V 100nF
C1508	ECUV1H103KBX S.M.CAP	50V 10nF
C1509	ECA1CM100GB ELECT	16V 10pF
C1518	ECA1HM101GB ELECT	50V 100pF
C1519	ECA1CM470GB ELECT	16V 47µF
C1520	ECA1CM470GB ELECT	16V 47µF
C1521	ECUV1H390JCX S.M.CAP	50V 39pF
C1524	ECUV1H221JCX S.M.CAP	50V 220pF
C1525	ECUV1H391JCX S.M.CAP	50V 390pF
C1528	ECUV1H390JCX S.M.CAP	50V 39pF
C1529	ECUV1H221JCX S.M.CAP	50V 220pF
C1531	ECUV1H391JCX S.M.CAP	50V 390pF
C1532	ECUV1H151JCX S.M.CAP	50V 150pF
C1533	ECUV1H750JCX S.M.CAP	50V 75pF
C1534	ECUV1H391JCX S.M.CAP	50V 390pF
C1537	ECA0JM102GB ELECT	6.3V 1nF
C1552	ECUV1H104ZFX S.M.CAP	50V 100nF
C1554	ECUV1H104ZFX S.M.CAP	50V 100nF
C1555	ECA0JM331GB ELECT	6.3V 330pF
C1556	ECUV1H270JCX S.M.CAP	50V 27pF
C1557	ECUV1H270JCX S.M.CAP	50V 27pF
C1559	ECUV1H103KBX S.M.CAP	50V 10nF
C1560	ECUV1H103KBX S.M.CAP	50V 10nF
C1561	ECUV1H104ZFX S.M.CAP	50V 100nF
C1562	ECA0JM331GB ELECT	6.3V 330pF
C1564	ECUV1H104ZFX S.M.CAP	50V 100nF
C1575	ECUV1H104ZFX S.M.CAP	50V 100nF
C1576	ECUV1H104ZFX S.M.CAP	50V 100nF
C1577	ECA1CM470GB ELECT	16V 47µF
C1579	ECUV1H104ZFX S.M.CAP	50V 100nF
C1580	ECUV1H104ZFX S.M.CAP	50V 100nF
C1583	ECUV1H104ZFX S.M.CAP	50V 100nF
C1584	ECUV1H104ZFX S.M.CAP	50V 100nF
C1585	ECUV1H104ZFX S.M.CAP	50V 100nF
C1586	ECUV1H104ZFX S.M.CAP	50V 100nF
C1588	ECA1CM470GB ELECT	16V 47µF
C1590	ECUV1H104ZFX S.M.CAP	50V 100nF
C1591	ECUV1H104ZFX S.M.CAP	50V 100nF
C1592	ECUV1H104ZFX S.M.CAP	50V 100nF
C1593	ECA1CM470GB ELECT	16V 47µF
C1594	ECUV1H104ZFX S.M.CAP	50V 100nF
C1595	ECUV1H104ZFX S.M.CAP	50V 100nF
C1596	ECUV1H104ZFX S.M.CAP	50V 100nF
C1599	ECA1CM470GB ELECT	16V 47µF
C1601	ECUV1H104ZFX S.M.CAP	50V 100nF
C1602	ECUV1H104ZFX S.M.CAP	50V 100nF
C1603	ECUV1H103KBX S.M.CAP	50V 10nF
C1604	ECUV1H104ZFX S.M.CAP	50V 100nF
C1605	ECUV1H104ZFX S.M.CAP	50V 100nF
C1606	ECUV1H104ZFX S.M.CAP	50V 100nF
C1607	ECUV1H104ZFX S.M.CAP	50V 100nF
C1608	ECA1CM470GB ELECT	16V 47µF
C1610	ECUV1H104ZFX S.M.CAP	50V 100nF
C1611	ECUV1H103KBX S.M.CAP	50V 10nF
C1612	ECUV1H104ZFX S.M.CAP	50V 100nF
C1613	ECUV1H104ZFX S.M.CAP	50V 100nF
C1614	ECUV1H104ZFX S.M.CAP	50V 100nF

Ref No.	Part No.	Description
C1616	ECUV1H152JCX S.M.CAP	50V 1.5pF
C1617	ECUV1H104ZFX S.M.CAP	50V 100nF
C1618	ECUV1H104ZFX S.M.CAP	50V 100nF
C1619	ECUV1H104ZFX S.M.CAP	50V 100nF
C1620	ECUV1H104ZFX S.M.CAP	50V 100nF
C1621	ECA1CM470GB ELECT	16V 47µF
C1622	ECUV1H104ZFX S.M.CAP	50V 100nF
C1625	ECA1CM470GB ELECT	16V 47µF
C1641	ECA1CM470GB ELECT	16V 47µF
C1642	ECUV1H104ZFX S.M.CAP	50V 100nF
C1701	ECA1CM470GB ELECT	16V 47µF
C1702	ECUV1H104ZFX S.M.CAP	50V 100nF
C1703	ECUV1H104ZFX S.M.CAP	50V 100nF
C1704	ECUV1H104ZFX S.M.CAP	50V 100nF
C1705	ECUV1H104ZFX S.M.CAP	50V 100nF
C1706	ECUV1H104ZFX S.M.CAP	50V 100nF
C1707	ECUV1H104ZFX S.M.CAP	50V 100nF
C1708	ECUV1H104ZFX S.M.CAP	50V 100nF
C1709	ECUV1H104ZFX S.M.CAP	50V 100nF
C1710	ECUV1H104ZFX S.M.CAP	50V 100nF
C1711	ECUV1H103KBX S.M.CAP	50V 10nF
C1712	ECUV1H104ZFX S.M.CAP	50V 100nF
C1713	ECUV1H104ZFX S.M.CAP	50V 100nF
C1714	ECUV1H104ZFX S.M.CAP	50V 100nF
C1721	ECA1CM470GB ELECT	16V 47µF
C1722	ECA1CM470GB ELECT	16V 47µF
C1723	ECUV1H104ZFX S.M.CAP	50V 100nF
C1724	ECUV1H104ZFX S.M.CAP	50V 100nF
C1725	ECUV1H104ZFX S.M.CAP	50V 100nF
C1726	ECUV1H104ZFX S.M.CAP	50V 100nF
C1727	ECUV1H104ZFX S.M.CAP	50V 100nF
C1728	ECUV1H104ZFX S.M.CAP	50V 100nF
C1729	ECUV1H104ZFX S.M.CAP	50V 100nF
C1730	ECUV1H104ZFX S.M.CAP	50V 100nF
C1731	ECUV1H104ZFX S.M.CAP	50V 100nF
C1732	ECUV1H104ZFX S.M.CAP	50V 100nF
C1733	ECUV1H104ZFX S.M.CAP	50V 100nF
C1734	ECUV1H104ZFX S.M.CAP	50V 100nF
C1735	ECUV1H104ZFX S.M.CAP	50V 100nF
C1736	ECUV1H104ZFX S.M.CAP	50V 100nF
C1740	ECUV1H102KBX S.M.CAP	50V 1nF
C2001	ECA1CM100GB ELECT	16V 10pF
C2002	ECUV1H104ZFX S.M.CAP	50V 100nF
C2003	ECUV1H104ZFX S.M.CAP	50V 100nF
C2004	ECUV1H102JCX S.M.CAP	50V 1nF
C2005	ECUV1H391JCX S.M.CAP	50V 390pF
C2006	ECUV1H391JCX S.M.CAP	50V 390pF
C2007	ECUV1H102JCX S.M.CAP	50V 1nF
C2008	ECUV1H102JCX S.M.CAP	50V 1nF
C2009	ECUV1H102JCX S.M.CAP	50V 1nF
C2010	ECUV1H102JCX S.M.CAP	50V 1nF
C2011	ECUV1H102JCX S.M.CAP	50V 1nF
C2012	ECUV1H102JCX S.M.CAP	50V 1nF
C2014	ECQM1H334J FILM	50V 330nF
C2017	ECA1CM100GB ELECT	16V 10pF
C2018	ECA1CM100GB ELECT	16V 10pF
C2019	ECA1CM221GB ELECT	16V 220pF
C2020	ECUV1H104ZFX S.M.CAP	50V 100nF
C2021	ECUV1H104ZFX S.M.CAP	50V 100nF
C2022	ECA1HM3R3GB ELECT	50V 3.3µF
C2023	ECUV1H471JCX S.M.CAP	50V 470pF
C2024	ECUV1H471JCX S.M.CAP	50V 470pF
C2025	ECUV1H221JCX S.M.CAP	50V 220pF
C2026	ECUV1H221JCX S.M.CAP	50V 220pF
C2027	ECUV1H221JCX S.M.CAP	50V 220pF
C2028	ECUV1H221JCX S.M.CAP	50V 220pF
C2029	ECUV1H221JCX S.M.CAP	50V 220pF
C2030	ECUV1H221JCX S.M.CAP	50V 220pF
C2031	ECUV1H104ZFX S.M.CAP	50V 100nF
C2032	ECA1CM100GB ELECT	16V 10pF
C2034	ECUV1H070DCX S.M.CAP	50V 7pF
C2035	ECUV1H560JCX S.M.CAP	50V 56pF

Ref No.	Part No.	Description
C2036	ECUV1H100DCX S.M.CAP	50V 10pF
C2037	ECUV1H220JCX S.M.CAP	50V 22pF
C2039	ECUV1H070DCX S.M.CAP	50V 7pF
C2040	ECUV1H560JCX S.M.CAP	50V 56pF
C2041	ECUV1H560JCX S.M.CAP	50V 56pF
C2042	ECUV1H104ZFX S.M.CAP	50V 100nF
C2043	ECA1CM100GB ELECT	16V 10pF
C2044	ECUV1H010CCX S.M.CAP	50V 1pF
C2045	ECUV1H010CCX S.M.CAP	50V 1pF
C2050	ECUV1H223ZFX S.M.CAP	50V 22nF
C2051	ECUV1H223ZFX S.M.CAP	50V 22nF
C2052	ECUV1H103ZFX S.M.CAP	50V 10nF
C2053	ECUV1H103ZFX S.M.CAP	50V 10nF
C2054	ECA1CM331B ELECT	16V 330pF
C2055	ECA1CM331B ELECT	16V 330pF
C2058	ECUV1H683ZFX S.M.CAP	50V 68nF
C2059	ECUV1H102KBX S.M.CAP	50V 1nF
C2060	ECUV1H102KBX S.M.CAP	50V 1nF
C2351	ECA1CM471GB ELECT	16V 470pF
C2352	ECA1CM471GB ELECT	16V 470pF
C2353	ECA1HM4R7GB ELECT	50V 4.7µF
C2354	EKC1H103JB CERAMIC	50V 10nF
C2355	ECA1HMR33GB ELECT	50V 0.33µF
C2356	EKC1H103JB CERAMIC	50V 10nF
C2360	EKC1H103JB CERAMIC	50V 10nF
C2361	ECA1CM471GB ELECT	16V 470pF
C2362	ECA1CM471GB ELECT	16V 470pF
C2363	ECA1HM4R7GB ELECT	50V 4.7µF
C2364	EKC1H103JB CERAMIC	50V 10nF
C2365	ECA1HMR33GB ELECT	50V 0.33µF
C2366	EKC1H103JB CERAMIC	50V 10nF
C3001	EKC1H561J CERAMIC	50V 560pF
C3002	EKC1H561J CERAMIC	50V 560pF
C3005	ECCR1H151J CERAMIC	50V 150pF
C3101	ECEA1HN4R7UB ELECT	50V 4.7µF
C3102	ECA1HM470GB ELECT	50V 47µF
C3103	ECA1CM470GB ELECT	16V 47µF
C3107	ECA1HM470GB ELECT	50V 47µF
C3108	ECA1CM470GB ELECT	16V 47µF
C3111	ECUV1H102JCX S.M.CAP	50V 1nF
C3113	ECA1HM470GB ELECT	50V 47µF
C3114	ECA1CM470GB ELECT	16V 47µF
C3115	ECEA1HNR47UB ELECT	50V 0.47µF
C3117	ECEA1HN4R7UB ELECT	50V 4.7µF
C3119	ECA1HM470GB ELECT	50V 47µF
C3120	ECA1CM470GB ELECT	16V 47µF
C3123	ECEA1HN4R7UB ELECT	50V 4.7µF
C3126	ECEA1HN4R7UB ELECT	50V 4.7µF
C3128	ECEA1HN4R7UB ELECT	50V 4.7µF
C3130	ECEA1HN4R7UB ELECT	50V 4.7µF
C3131	ECUV1H473KBX S.M.CAP	50V 47nF
C3132	ECA1CM470GB ELECT	16V 47µF
C3133	ECA1CM470GB ELECT	16V 47µF
C3134	ECA1CM470GB ELECT	16V 47µF
C3136	ECA1CM470GB ELECT	16V 47µF
C3137	ECA1HM470GB ELECT	50V 47µF
C3138	ECA1HM470GB ELECT	50V 47µF
C3139	ECUV1H222JCX S.M.CAP	50V 2.2nF
C3140	ECUV1H222JCX S.M.CAP	50V 2.2nF
C3143	ECUV1H561JCX S.M.CAP	50V 560pF
C3146	ECUV1H561JCX S.M.CAP	50V 560pF
C3148	ECA1HM4R7GB ELECT	50V 4.7µF
C3149	ECUV1H561JCX S.M.CAP	50V 560pF
C3150	ECA1HM4R7GB ELECT	50V 4.7µF
C3151	ECUV1H561JCX S.M.CAP	50V 560pF
C3154	ECUV1H104ZFX S.M.CAP	50V 100nF
C3156	ECA1CM470GB ELECT	16V 47µF
C3158	ECUV1H102JCX S.M.CAP	50V 1nF
C3160	ECUV1H104ZFX S.M.CAP	50V 100nF
C3162	ECA1CM471GB ELECT	16V 470pF
C3163	ECA1HMR47GB ELECT	50V 0.47µF
C3165	ECA1HM470GB ELECT	50V 47µF

Ref No.	Part No.	Description
C3169	ECUV1H102JCX S.M.CAP	50V 1nF
C3170	ECUV1H561JCX S.M.CAP	50V 560pF
C3172	ECUV1H561JCX S.M.CAP	50V 560pF
C3173	ECA1HMR47GB ELECT	50V 0.47µF
C3174	ECUV1H561JCX S.M.CAP	50V 560pF
C3178	ECUV1H561JCX S.M.CAP	50V 560pF
C3180	ECA1HMR47GB ELECT	50V 0.47µF
C3181	ERJ6GEY0R00 S.M.CARB	0.1W 5% Ω
C3182	ECUV1H102JCX S.M.CAP	50V 1nF
C3183	ERJ6GEY0R00 S.M.CARB	0.1W 5% Ω
C3184	ECUV1H473KBX S.M.CAP	50V 47nF
C3185	ERJ6GEY0R00 S.M.CARB	0.1W 5% Ω
C3186	ECEA1HNR47UB ELECT	50V 0.47µF
C3187	ECA1HM470GB ELECT	50V 47µF
C3188	ECEA1CN470 ELECT	16V 47µF
C3190	ECA1HMR47GB ELECT	50V 0.47µF
C3191	ECA1HM470GB ELECT	50V 47µF
C3192	ECUV1H473KBX S.M.CAP	50V 47nF
C3201	ECA1HM010GB ELECT	50V 1pF
C3202	ECUV1H473ZFX S.M.CAP	50V 47nF
C3203	ECA1CM100GB ELECT	16V 10pF
C3204	ECUV1H473ZFX S.M.CAP	50V 47nF
C3351	ECA1HM101GB ELECT	50V 100pF
C3501	ECUV1H220JCX S.M.CAP	50V 22pF
C3502	ECUV1H220JCX S.M.CAP	50V 22pF
C3503	ECEA1HKN010 ELECT	50V 1µF
C3504	ECUV1H224ZFX S.M.CAP	50V 0.22µF
C3510	ECUV1H103ZFX S.M.CAP	50V 10nF
C3511	ECA1HM101GB ELECT	50V 100pF
C3512	ECUV1H104ZFX S.M.CAP	50V 100nF
C3514	ECUV1H104ZFX S.M.CAP	50V 100nF
C3515	ECA0JM331GB ELECT	6.3V 330pF
C3516	ECUV1H104ZFX S.M.CAP	50V 100nF
C3521	ECA1HM101GB ELECT	50V 100pF
C3522	ECUV1H104ZFX S.M.CAP	50V 100nF
C3801	ECA1HM010GB ELECT	50V 1pF
C3802	ECUV1H104ZFX S.M.CAP	50V 100nF
C3803	ECA1CM471GB ELECT	16V 470pF
C3807	ECUV1H104ZFX S.M.CAP	50V 100nF
C3808	ECUV1H104ZFX S.M.CAP	50V 100nF
C3809	ECA0JM101G ELECT	6.3V 100pF
C3810	ECUV1H103KBX S.M.CAP	50V 10nF
C3812	ECA1CM221GB ELECT	16V 220pF

## DIODES

D001	MA4020	DIODE
D002	MA4020	DIODE
D103	BA582	DIODE
D104	BA582	DIODE
D251	MA165TA5	DIODE 1SS133T-77
D252	MA165TA5	DIODE 1SS133T-77
D253	MA165TA5	DIODE 1SS133T-77
D254	MA165TA5	DIODE 1SS133T-77
D351	ERA15-04V3	COIL
D352	ERA15-04V3	COIL
D361	ERA15-04V3	COIL
D362	ERA15-04V3	COIL
D371	ERA15-04V3	COIL
D372	ERA15-04V3	COIL
D387	MA2160LFS	DIODE
D401	MA167TA5	DIODE
D451	MA4056	DIODE
D452	MA2330-ALF	DIODE
D453	TVSEM01ZV0	DIODE
D502	1SS254T-77	DIODE
D503	EU02	DIODE
D504	EU02	DIODE
D531	1SS254T-77	DIODE
D532	1SS254T-77	DIODE
D533	1SS254T-77	DIODE

Ref No.	Part No.	Description
D551	EU02	DIODE
D556	AU02V0	DIODE
D557	ERC91-02L9	DIODE
D558	AU02V0	DIODE
D559	MTZJT-7736A	DIODE
D560	1SS252T-77	DIODE
D561	1SS254T-77	DIODE
D563	RH3GLF102	DIODE
D571	FMV-3GULF027	DIODE
D574	1SS252T-77	DIODE
D575	1SS252T-77	DIODE
D602	MA165TA5	DIODE 1SS133T-77
D603	MA165TA5	DIODE 1SS133T-77
D604	MA4062	DIODE
D706	MA165TA5	DIODE 1SS133T-77
D707	MA188TA	DIODE
D806	TF361MALF3	DIODE
D807	RBV-608LF-B	DIODE
D808	1SS254T-77	DIODE
D809	ERA22-02V3	DIODE
D810	MA2160LFS	DIODE
D812	MTZJT-775.6B	DIODE
D813	MA700TA5	DIODE
D814	AU01ZV0	DIODE
D815	PC123FY2	DIODE
D817	D5L60F4015	DIODE
D818	TMPG10G3	DIODE
D819	ERA81004V3	DIODE
D820	MA4100	DIODE
D821	EU02AV0	DIODE
D822	MTZJT-7718C	DIODE
D845	1SS254T-77	DIODE
D846	TVSS1WBS20	DIODE
D847	ERA15-01V1	DIODE
D848	ERB32-02E	DIODE RU30LFS1
D849	FMGG26S	DIODE
D850	EU02	DIODE
D851	FMGG2CS	DIODE
D852	MTZJT-779.1C	DIODE
D853	1SS254T-77	DIODE
D854	1SS254T-77	DIODE
D855	D10SC6MRL	DIODE
D857	FML22SLF610	DIODE
D860	1SS254T-77	DIODE
D861	MTZJT-7713B	DIODE
D901	1SS254T-77	DIODE
D902	1SS254T-77	DIODE
D903	1SS254T-77	DIODE
D1051	LN81RPHL	DIODE
D1052	AU01V0	DIODE
D1053	AU01V0	DIODE
D1054	AU01V0	DIODE
D1055	AU01V0	DIODE
D1056	AU01V0	DIODE
D1057	AU01V0	DIODE
D1102	MA4051	DIODE
D1107	MTZJT-775.6A	DIODE
D1108	1SS254T-77	DIODE
D1109	1SS254T-77	DIODE
D1113	MA4051	DIODE
D1552	RLS72TE-11	DIODE OR PMLL4148
D2005	MA723TA5	DIODE
D2006	MA723TA5	DIODE
D3101	PMLL5242B	DIODE
D3102	PMLL5242B	DIODE
D3103	PMLL5242B	DIODE
D3105	PMLL5242B	DIODE
D3107	PMLL5242B	DIODE
D3109	PMLL5242B	DIODE
D3110	PMLL5242B	DIODE
D3111	PMLL5242B	DIODE
D3112	PMLL5242B	DIODE

Ref No.	Part No.	Description
D3115	PMLL5242B	DIODE
D3117	PMLL5242B	DIODE
D3120	RLS72TE-11	DIODE OR PMLL4148
D3351	1SS254T-77	DIODE
D3501	MA4030	DIODE
D3801	MA4043	DIODE
D3802	MTZJT-778.2A	DIODE
D3803	ERA81004V3	DIODE
D3805	MA4091	DIODE
D3806	MA165TA5	DIODE 1SS133T-77
D3807	MA165TA5	DIODE 1SS133T-77
<b>FUSES</b>		
F532	TR5-T1250	FUSE
F801	XBA2C50TH15	FUSE
F845	TR5-T2000	FUSE
F846	TR5-T1250	FUSE
F8011	EYF52BC	FUSE HOLDER
F8012	EYF52BC	FUSE HOLDER
<b>TERMINALS AND LINKS</b>		
JA2	ERJ6GEY0R00	S.M.CARB 0.1W 5% 0Ω
JA3	ERJ6GEY0R00	S.M.CARB 0.1W 5% 0Ω
JA5	ERJ6GEY0R00	S.M.CARB 0.1W 5% 0Ω
JA6	ERJ6GEY0R00	S.M.CARB 0.1W 5% 0Ω
JA7	ERJ6GEY0R00	S.M.CARB 0.1W 5% 0Ω
JA8	ERJ6GEY0R00	S.M.CARB 0.1W 5% 0Ω
JA9	ERJ6GEY0R00	S.M.CARB 0.1W 5% 0Ω
JK3001	TJB16656	A.V.TERMINAL
JSB3	ERJ6GEY0R00	S.M.CARB 0.1W 5% 0Ω
JSE010	ERJ6GEY0R00	S.M.CARB 0.1W 5% 0Ω
JSE011	ERJ6GEY0R00	S.M.CARB 0.1W 5% 0Ω
JSE012	ERJ6GEY0R00	S.M.CARB 0.1W 5% 0Ω
JSE015	ERJ6GEY0R00	S.M.CARB 0.1W 5% 0Ω
JSE022	ERJ6GEY0R00	S.M.CARB 0.1W 5% 0Ω
JSE023	ERJ6GEY0R00	S.M.CARB 0.1W 5% 0Ω
JSE024	ERJ6GEY0R00	S.M.CARB 0.1W 5% 0Ω
JSE025	ERJ6GEY0R00	S.M.CARB 0.1W 5% 0Ω
JSE028	ERJ6GEY0R00	S.M.CARB 0.1W 5% 0Ω
JSE042	ERJ6GEY0R00	S.M.CARB 0.1W 5% 0Ω
JSE050	ERJ6GEY0R00	S.M.CARB 0.1W 5% 0Ω
JSE056	ERJ6GEY0R00	S.M.CARB 0.1W 5% 0Ω
JSE057	ERJ6GEY0R00	S.M.CARB 0.1W 5% 0Ω
JSE058	ERJ6GEY0R00	S.M.CARB 0.1W 5% 0Ω
JSE062	ERJ6GEY0R00	S.M.CARB 0.1W 5% 0Ω
JSE064	ERJ6GEY0R00	S.M.CARB 0.1W 5% 0Ω
JSE066	ERJ6GEY0R00	S.M.CARB 0.1W 5% 0Ω
JSE09	ERJ6GEY0R00	S.M.CARB 0.1W 5% 0Ω
JSF001	ERJ6GEY0R00	S.M.CARB 0.1W 5% 0Ω
JSF002	ERJ6GEY0R00	S.M.CARB 0.1W 5% 0Ω
JSF004	ERJ6GEY0R00	S.M.CARB 0.1W 5% 0Ω
JSF005	ERJ6GEY0R00	S.M.CARB 0.1W 5% 0Ω
JSF015	ERJ6GEY0R00	S.M.CARB 0.1W 5% 0Ω
JSF026	ERJ6GEY0R00	S.M.CARB 0.1W 5% 0Ω
JSF038	ERJ6GEY0R00	S.M.CARB 0.1W 5% 0Ω
JSF040	ERJ6GEY0R00	S.M.CARB 0.1W 5% 0Ω
JSF041	ERJ6GEY0R00	S.M.CARB 0.1W 5% 0Ω
JSF045	ERJ6GEY0R00	S.M.CARB 0.1W 5% 0Ω
JSF046	ERJ6GEY0R00	S.M.CARB 0.1W 5% 0Ω
JSF049	ERJ6GEY0R00	S.M.CARB 0.1W 5% 0Ω
JSF050	ERJ6GEY0R00	S.M.CARB 0.1W 5% 0Ω
JSF054	ERJ6GEY0R00	S.M.CARB 0.1W 5% 0Ω
JSF056	ERJ6GEY0R00	S.M.CARB 0.1W 5% 0Ω
JSF059	ERJ6GEY0R00	S.M.CARB 0.1W 5% 0Ω
JSF061	ERJ6GEY0R00	S.M.CARB 0.1W 5% 0Ω
JSF062	ERJ6GEY0R00	S.M.CARB 0.1W 5% 0Ω
JSH004	ERJ6GEY0R00	S.M.CARB 0.1W 5% 0Ω
JSH005	ERJ6GEY0R00	S.M.CARB 0.1W 5% 0Ω

Ref No.	Part No.	Description
JSH01	ERJ6GEY0R00	S.M.CARB 0.1W 5% 0Ω
JSH010	ERJ6GEY0R00	S.M.CARB 0.1W 5% 0Ω
JSH02	ERJ6GEY0R00	S.M.CARB 0.1W 5% 0Ω
<b>COILS</b>		
LC1503	ELKTR391CA	DELAY LINE
LC1507	EXCEMT103DTM	COIL
LC1508	EXCEMT103DTM	COIL
LC1509	EXCEMT103DTM	COIL
LC1510	EXCEMT103DTM	COIL
LC1601	ELKTR391CA	DELAY LINE
LC1602	ELKTR391CA	DELAY LINE
LC1603	ELKTR391CA	DELAY LINE
LC1609	ELKTR560BA	DELAY LINE
L002	TLT047K991R	COIL
L004	TLT047K991R	COIL
L005	TLT047K991R	COIL
L102	TLT056K991R	COIL
L103	EQV7EN203B	COIL
L105	ELESNR22MA	COIL
L107	ELESNR22MA	COIL
L108	ELESNR22MA	COIL
L109	EIL7EN015Q	COIL
L110	EQL7EN022Q	COIL
L113	EIL7EN015Q	COIL
L252	EXCELSA35T	COIL
L253	EXCELSA35T	COIL
L254	EXCELSA35T	COIL
L255	EXCELSA35T	COIL
L351	SDL5000	DELAY LINE
L352	EXCELD25V	COIL
L353	TLT150K991R	COIL
L361	SDL5000	DELAY LINE
L362	EXCELD25V	COIL
L363	TLT150K991R	COIL
L371	SDL5000	DELAY LINE
L372	EXCELD25V	COIL
L373	TLT150K991R	COIL
L381	TLT220K991R	COIL
L401	EXCELD35V	COIL
L402	EXCELD35V	COIL
L451	EXCELD35V	COIL
L552	EXCELSA35T	COIL
L553	EXCELSA35T	COIL
L554	EXCELD35V	COIL
L555	EXCELD35C	COIL
L572	ELHKL025B	COIL
L573	ELHKL026B	COIL
L575	ELC18B271E	COIL
L601	TLT047K991R	COIL
L602	TLT047K991R	COIL
L603	TLT047K991R	COIL
L605	EXCELD25V	COIL
L801	ELF18D486D	COIL
L802	ELF18D486D	COIL
L807	ELF18D856A	COIL
L808	EXCELSA35T	COIL
L809	EXCELD35C	COIL
L810	EXCELSA39V	COIL
L811	EXCELSA39V	COIL
L812	EXCELD35V	COIL
L813	EXCELD35V	COIL
L817	EXCELD35V	COIL
L845	EXCELSA35T	COIL
L847	EXCELSA35B	COIL
L848	EXCELSA35T	COIL
L850	EXCELSA35T	COIL
L851	EXCELSA35B	COIL
L852	EXCELSA35T	COIL
L853	EXCELSA35T	COIL

Ref No.	Part No.	Description
L854	ELEIE150KA	COIL
L856	EXCELSA35T	COIL
L861	EXCELSA35T	COIL
L862	EXCELSA35T	COIL
L1102	EXCELD35V	COIL
L1103	EXCELD35V	COIL
L1104	EXCELSA35T	COIL
L1105	ELEXT4R7KA	COIL
L1301	TLT330K991R	COIL
L1302	TLT100K991R	COIL
L1303	TLT101K991R	COIL
L1304	TLT100K991R	COIL
L1306	TLT101K991R	COIL
L1307	ERD25TC0T	CARBON 0.25W 5% 0Ω
L1501	EXCELD35V	COIL
L1502	TLT033K991R	COIL
L1503	TLT033K991R	COIL
L1504	TLT033K991R	COIL
L1552	EXCELD35V	COIL
L1553	EXCELD35V	COIL
L1575	EXCELD35V	COIL
L1576	EXCELD35V	COIL
L1601	EXCELD35V	COIL
L1602	EXCELD35V	COIL
L1603	TLT100K991R	COIL
L1604	TLT100K991R	COIL
L1605	TLT100K991R	COIL
L1606	TLT100K991R	COIL
L1607	EXCELD35V	COIL
L1641	EXCELD35V	COIL
L1701	EXCELD35V	COIL
L1721	EXCELD35V	COIL
L1722	EXCELD35V	COIL
L2001	TLT047K991R	COIL
L2003	EXCELD35V	COIL
L2004	TLT068K991R	COIL
L2005	TLT068K991R	COIL
L2351	ELEBR6R8KA	COIL
L2361	ELEBR6R8KA	COIL
L3001	ELEBR6R8KA	COIL
L3002	ELEBR6R8KA	COIL
L3003	ELEBR470KA	COIL
L3107	EXCELD35V	COIL
L3108	EXCELD35V	COIL
L3109	EXCELD35V	COIL
L3110	EXCELD35V	COIL
L3111	EXCELD35V	COIL
L3112	EXCELD35V	COIL
L3113	EXCELD35V	COIL
L3114	EXCELD35V	COIL
L3503	EXCELD35V	COIL
L3507	EXCELD35V	COIL
L3509	EXCELD35V	COIL
L3511	TLT100K991R	COIL
<b>TRANSISTORS</b>		
Q008	BC847B	TRANSISTOR OR 2SD601ATX
Q101	BC847B	TRANSISTOR OR 2SD601ATX
Q102	BC847B	TRANSISTOR OR 2SD601ATX
Q103	BC847B	TRANSISTOR OR 2SD601ATX
Q104	BC847B	TRANSISTOR OR 2SD601ATX
Q105	BC847B	TRANSISTOR OR 2SD601ATX
Q106	BF799E6327	CHIP TRANSISTOR
Q107	BC847B	TRANSISTOR OR 2SD601ATX
Q108	BC847B	TRANSISTOR OR 2SD601ATX
Q109	BC860B	TRANSISTOR
Q251	BC847B	TRANSISTOR OR 2SD601ATX
Q252	BC847B	TRANSISTOR OR 2SD601ATX
Q401	BC847B	TRANSISTOR OR 2SD601ATX
Q502	2SC2925STA	TRANSISTOR
Q531	BC547B	TRANSISTOR



Ref No.	Part No.	Description
Q532	BC547B	TRANSISTOR
Q533	BC547B	TRANSISTOR
Q535	BC547B	TRANSISTOR
Q551	BC547B	TRANSISTOR
Q552	2SC5144LBMA1	TRANSISTOR
Q553	2SC1473—RN	TRANSISTOR
Q554	2SC1473—RN	TRANSISTOR
Q573	BC557B	TRANSISTOR
Q574	2SD1265AOPLB	TRANSISTOR
Q601	BC847B	TRANSISTOR OR 2SD601ATX
Q602	BC857B	TRANSISTOR OR 2SB709ATX
Q603	BC847B	TRANSISTOR OR 2SD601ATX
Q604	BC857B	TRANSISTOR OR 2SB709ATX
Q605	BC857B	TRANSISTOR OR 2SB709ATX
Q607	BC847B	TRANSISTOR OR 2SD601ATX
Q608	BC847B	TRANSISTOR OR 2SD601ATX
Q609	BC847B	TRANSISTOR OR 2SD601ATX
Q610	BC847B	TRANSISTOR OR 2SD601ATX
Q611	BC847B	TRANSISTOR OR 2SD601ATX
Q612	BC847B	TRANSISTOR OR 2SD601ATX
Q801	2SK1489MAT	TRANSISTOR
Q803	2SD965—R	TRANSISTOR
Q804	2SA719—TA	TRANSISTOR
Q845	2SA684R	TRANSISTOR
Q846	BC547B	TRANSISTOR
Q847	BC557B	TRANSISTOR
Q848	BC547B	TRANSISTOR
Q849	2SA1018QTA	TRANSISTOR
Q850	2SD1474PLB	TRANSISTOR
Q851	BC547B	TRANSISTOR
Q852	BC547B	TRANSISTOR
Q901	BC847B	TRANSISTOR OR 2SD601ATX
Q902	BC847B	TRANSISTOR OR 2SD601ATX
Q903	BC847B	TRANSISTOR OR 2SD601ATX
Q904	BC857B	TRANSISTOR OR 2SB709ATX
Q905	BC847B	TRANSISTOR OR 2SD601ATX
Q906	BC847B	TRANSISTOR OR 2SD601ATX
Q907	BC857B	TRANSISTOR OR 2SB709ATX
Q908	2SA1535ARLB	TRANSISTOR
Q909	2SC3944ARLB	TRANSISTOR
Q1052	BC557B	TRANSISTOR
Q1101	BC847B	TRANSISTOR OR 2SD601ATX
Q1102	BC847B	TRANSISTOR OR 2SD601ATX
Q1103	BC847B	TRANSISTOR OR 2SD601ATX
Q1108	BC847B	TRANSISTOR OR 2SD601ATX
Q1112	2SC3757QRTX	TRANSISTOR
Q1191	BC847B	TRANSISTOR OR 2SD601ATX
Q1301	BC847B	TRANSISTOR OR 2SD601ATX
Q1303	BC847B	TRANSISTOR OR 2SD601ATX
Q1304	BC847B	TRANSISTOR OR 2SD601ATX
Q1501	BC847B	TRANSISTOR OR 2SD601ATX
Q1502	BC847B	TRANSISTOR OR 2SD601ATX
Q1503	BC847B	TRANSISTOR OR 2SD601ATX
Q1575	BC847B	TRANSISTOR OR 2SD601ATX
Q1642	BC847B	TRANSISTOR OR 2SD601ATX
Q1643	BC847B	TRANSISTOR OR 2SD601ATX
Q1644	BC857B	TRANSISTOR OR 2SB709ATX
Q1647	BC847B	TRANSISTOR OR 2SD601ATX
Q1648	BC857B	TRANSISTOR OR 2SB709ATX
Q1649	BC857B	TRANSISTOR OR 2SB709ATX
Q2001	BC860B	TRANSISTOR
Q2002	BC860B	TRANSISTOR
Q2003	BC860B	TRANSISTOR
Q2004	BC860B	TRANSISTOR
Q2006	BC857B	TRANSISTOR OR 2SB709ATX
Q2007	BC847B	TRANSISTOR OR 2SD601ATX
Q2351	BC547B	TRANSISTOR
Q2352	BC547B	TRANSISTOR
Q2353	BC557B	TRANSISTOR
Q2361	BC547B	TRANSISTOR
Q2362	BC547B	TRANSISTOR
Q2363	BC557B	TRANSISTOR

Ref No.	Part No.	Description
Q3101	BC847B	TRANSISTOR OR 2SD601ATX
Q3102	BC847B	TRANSISTOR OR 2SD601ATX
Q3105	BC847B	TRANSISTOR OR 2SD601ATX
Q3106	BC847B	TRANSISTOR OR 2SD601ATX
Q3107	BC857B	TRANSISTOR OR 2SB709ATX
Q3108	BC847B	TRANSISTOR OR 2SD601ATX
Q3113	BC847B	TRANSISTOR OR 2SD601ATX
Q3115	BC857B	TRANSISTOR OR 2SB709ATX
Q3201	BC847B	TRANSISTOR OR 2SD601ATX
Q3351	BC847B	TRANSISTOR OR 2SD601ATX
Q3352	BC857B	TRANSISTOR OR 2SB709ATX
Q3501	BC847B	TRANSISTOR OR 2SD601ATX
Q3502	BC847B	TRANSISTOR OR 2SD601ATX
Q3503	2SC3130TX	TRANSISTOR
Q3801	2SD1474PLB	TRANSISTOR

## RESISTOR

RL806	TSE1885—1	RELAY
R003	ERJ6GEYJ223	S.M.CARB 0.1W 5% 22KΩ
R006	ERJ6GEYJ393	S.M.CARB 0.1W 5% 39KΩ
R011	ERJ6GEYJ101	S.M.CARB 0.1W 5% 100Ω
R012	ERJ6GEYJ101	S.M.CARB 0.1W 5% 100Ω
R101	ERJ6GEYJ102	S.M.CARB 0.1W 5% 1KΩ
R102	ERJ6GEYJ101	S.M.CARB 0.1W 5% 100Ω
R103	ERJ6GEYJ103	S.M.CARB 0.1W 5% 10KΩ
R104	ERJ6GEYOR00	S.M.CARB 0.1W 5% 0Ω
R105	ERJ6GEYJ331	S.M.CARB 0.1W 5% 330Ω
R106	ERJ6GEYJ680	S.M.CARB 0.1W 5% 68Ω
R107	ERJ6GEYJ123	S.M.CARB 0.1W 5% 12KΩ
R109	ERJ6GEYJ102	S.M.CARB 0.1W 5% 1KΩ
R110	ERJ6GEYJ103	S.M.CARB 0.1W 5% 10KΩ
R111	ERJ6GEYJ331	S.M.CARB 0.1W 5% 330Ω
R113	ERJ6GEYOR00	S.M.CARB 0.1W 5% 0Ω
R115	ERJ6GEYJ121	S.M.CARB 0.1W 5% 120Ω
R117	ERJ6GEYJ683	S.M.CARB 0.1W 5% 68KΩ
R118	ERJ6GEYJ151	S.M.CARB 0.1W 5% 150Ω
R119	ERJ6GEYOR00	S.M.CARB 0.1W 5% 0Ω
R120	ERJ6GEYJ223	S.M.CARB 0.1W 5% 22KΩ
R121	ERJ6GEYJ331	S.M.CARB 0.1W 5% 330Ω
R122	EVNDXAA03B24	CONTROL 20KΩ
R123	ERJ6GEYJ104	S.M.CARB 0.1W 5% 100KΩ
R124	ERJ6GEYJ223	S.M.CARB 0.1W 5% 22KΩ
R125	ERJ6GEYJ101	S.M.CARB 0.1W 5% 100Ω
R126	ERJ6GEYJ223	S.M.CARB 0.1W 5% 22KΩ
R127	ERJ6GEYJ473	S.M.CARB 0.1W 5% 47KΩ
R128	ERJ6GEYJ181	S.M.CARB 0.1W 5% 180Ω
R130	ERJ6GEYOR00	S.M.CARB 0.1W 5% 0Ω
R132	ERJ6GEYJ122	S.M.CARB 0.1W 5% 1K2Ω
R133	ERJ6GEYJ122	S.M.CARB 0.1W 5% 1K2Ω
R134	ERJ6GEYJ103	S.M.CARB 0.1W 5% 10KΩ
R135	ERJ6GEYJ103	S.M.CARB 0.1W 5% 10KΩ
R136	ERJ6GEYJ122	S.M.CARB 0.1W 5% 1K2Ω
R137	ERJ6GEYJ104	S.M.CARB 0.1W 5% 100KΩ
R138	ERJ6GEYJ122	S.M.CARB 0.1W 5% 1K2Ω
R139	ERJ6GEYJ154	S.M.CARB 0.1W 5% 150KΩ
R141	ERJ6GEYJ330	S.M.CARB 0.1W 5% 33Ω
R142	ERJ6GEYJ271	S.M.CARB 0.1W 5% 270Ω
R143	ERJ6GEYJ123	S.M.CARB 0.1W 5% 12KΩ
R144	ERJ6GEYJ152	S.M.CARB 0.1W 5% 1K5Ω
R145	ERJ6GEYJ331	S.M.CARB 0.1W 5% 330Ω
R146	ERJ6GEYJ104	S.M.CARB 0.1W 5% 100KΩ
R147	ERJ6GEYJ122	S.M.CARB 0.1W 5% 1K2Ω
R148	ERJ6GEYJ183	S.M.CARB 0.1W 5% 18KΩ
R149	ERJ6GEYJ682	S.M.CARB 0.1W 5% 6K8Ω
R150	ERJ6GEYJ221	S.M.CARB 0.1W 5% 220Ω
R151	ERJ6GEYJ471	S.M.CARB 0.1W 5% 470Ω
R152	ERJ6GEYJ103	S.M.CARB 0.1W 5% 10KΩ
R154	ERJ6GEYOR00	S.M.CARB 0.1W 5% 0Ω
R156	ERJ6GEYOR00	S.M.CARB 0.1W 5% 0Ω
R157	ERJ6GEYJ101	S.M.CARB 0.1W 5% 100Ω

Ref No.	Part No.	Description				
R159	ERJ6GEYJ153	S.M.CARB	0.1W	5%	15KΩ	
R251	ERJ6GEYJ2R2	SM.CARBO.	125W	5%	2R2Ω	
R252	ERJ6GEYJ153	S.M.CARB	0.1W	5%	15KΩ	
R253	ERJ6GEY0R00	S.M.CARB	0.1W	5%	0Ω	
R254	ERJ6GEYJ223	S.M.CARB	0.1W	5%	22KΩ	
R255	ERJ6GEYJ331	S.M.CARB	0.1W	5%	330Ω	
R256	ERJ6GEYJ104	S.M.CARB	0.1W	5%	100KΩ	
R257	ERJ6GEYJ102	S.M.CARB	0.1W	5%	1KΩ	
R258	ERJ6GEYJ471	S.M.CARB	0.1W	5%	470Ω	
R259	ERG3SJS120	METAL	3W	5%	12Ω	△
R260	ERJ6GEYJ2R2	SM.CARBO.	125W	5%	2R2Ω	
R261	ERJ6GEYJ153	S.M.CARB	0.1W	5%	15KΩ	
R262	ERJ6GEYJ223	S.M.CARB	0.1W	5%	22KΩ	
R263	ERJ6GEYJ331	S.M.CARB	0.1W	5%	330Ω	
R264	ERJ6GEYJ104	S.M.CARB	0.1W	5%	100KΩ	
R265	ERJ6GEYJ471	S.M.CARB	0.1W	5%	470Ω	
R266	ERJ6GEYJ102	S.M.CARB	0.1W	5%	1KΩ	
R267	ERJ6GEYJ151	S.M.CARB	0.1W	5%	150Ω	
R268	ERJ6GEYJ151	S.M.CARB	0.1W	5%	150Ω	
R269	ERJ6GEY0R00	S.M.CARB	0.1W	5%	0Ω	
R270	ERG3SJS120	METAL	3W	5%	12Ω	△
R350	ERQ12AJ151P	FUSIBLE	12W	5%	150Ω	△
R351	ERJ6GEYJ102	S.M.CARB	0.1W	5%	1KΩ	
R352	ERJ6GEYJ102	S.M.CARB	0.1W	5%	1KΩ	
R354	ERJ6GEYJ102	S.M.CARB	0.1W	5%	1KΩ	
R355	ERG2FJ823	METAL	2W	5%	82KΩ	△
R356	ERJ6GEY0R00	S.M.CARB	0.1W	5%	0Ω	
R357	ERJ6GEYJ822	S.M.CARB	0.1W	5%	8K2Ω	
R358	ERDS1TJ821	CARBON	0.5W	5%	820Ω	
R359	ERJ6GEYJ334	S.M.CARB	0.1W	5%	330KΩ	
R360	ERDS1TJ103	CARBON	0.5W	5%	10KΩ	
R361	ERJ6GEYJ102	S.M.CARB	0.1W	5%	1KΩ	
R362	ERJ6GEYJ102	S.M.CARB	0.1W	5%	1KΩ	
R364	ERJ6GEYJ102	S.M.CARB	0.1W	5%	1KΩ	
R365	ERG2FJ823	METAL	2W	5%	82KΩ	△
R366	ERJ6GEY0R00	S.M.CARB	0.1W	5%	0Ω	
R367	ERJ6GEYJ822	S.M.CARB	0.1W	5%	8K2Ω	
R368	ERDS1TJ821	CARBON	0.5W	5%	820Ω	
R369	ERJ6GEY0R00	S.M.CARB	0.1W	5%	0Ω	
R371	ERJ6GEYJ102	S.M.CARB	0.1W	5%	1KΩ	
R372	ERJ6GEYJ102	S.M.CARB	0.1W	5%	1KΩ	
R374	ERJ6GEYJ102	S.M.CARB	0.1W	5%	1KΩ	
R375	ERG2FJ823	METAL	2W	5%	82KΩ	△
R376	ERJ6GEY0R00	S.M.CARB	0.1W	5%	0Ω	
R377	ERJ6GEYJ822	S.M.CARB	0.1W	5%	8K2Ω	
R378	ERDS1TJ821	CARBON	0.5W	5%	820Ω	
R379	ERJ6GEY0R00	S.M.CARB	0.1W	5%	0Ω	
R380	ERJ6GEYJ222	S.M.CARB	0.1W	5%	2K2Ω	
R381	ERJ6GEYJ561	S.M.CARB	0.1W	5%	560Ω	
R383	ERJ6GEYJ562	S.M.CARB	0.1W	5%	5K6Ω	
R390	ERDS1TJ184	CARBON	0.5W	5%	180K	
R401	ERJ6GEYJ153	S.M.CARB	0.1W	5%	15KΩ	
R402	ERJ6GEYJ332	S.M.CARB	0.1W	5%	3K3Ω	
R403	ERJ6GEYJ392	S.M.CARB	0.1W	5%	3K9Ω	
R406	ERJ6GEYJ393	S.M.CARB	0.1W	5%	39KΩ	
R407	ERJ6GEYJ101	S.M.CARB	0.1W	5%	100Ω	
R408	ERJ6GEYJ101	S.M.CARB	0.1W	5%	100Ω	
R409	ERJ6GEYJ102	S.M.CARB	0.1W	5%	1KΩ	
R410	ERJ6GEYJ100	S.M.CARB	0.1W	5%	10Ω	
R411	ERJ6GEYJ123	S.M.CARB	0.1W	5%	12KΩ	
R412	ERJ6GEYJ103	S.M.CARB	0.1W	5%	10KΩ	
R451	ERJ6GEYJ302	S.M.CARB	0.1W	5%	3KΩ	
R452	ERJ6GEYJ563	S.M.CARB	0.1W	5%	56KΩ	
R453	ERG2FJ820	METAL	2W	5%	82Ω	△
R454	ERX12SJR82P	RESISTOR	12W	5%	R82Ω	
R455	ERX12SJR82P	RESISTOR	12W	5%	R82Ω	
R456	ERQ14AJ220	FUSIBLE	14W	5%	22Ω	△
R457	ERDS1TJ223	CARBON	0.5W	5%	22KΩ	
R458	ERG1SJ272	METAL	1W	5%	2K7Ω	△
R459	ERJ6GEYJ393	S.M.CARB	0.1W	5%	39KΩ	
R504	ERD25TJ271	CARBON	0.25W	5%	270Ω	
R505	ERG3SJS330	METAL	3W	5%	33Ω	△

Ref No.	Part No.	Description				
R506	ERDS1TJ152	CARBON	0.5W	5%	1K5Ω	
R507	ERDS1TJ152	CARBON	0.5W	5%	1K5Ω	
R531	ERD25TJ103	CARBON	0.25W	5%	10KΩ	
R532	ERD25TJ103	CARBON	0.25W	5%	10KΩ	
R533	ERD25TJ683	CARBON	0.25W	5%	68KΩ	
R534	ERD25TJ473	CARBON	0.25W	5%	47KΩ	
R535	ERD25TJ472	CARBON	0.25W	5%	4K7Ω	
R536	ERD25TJ103	CARBON	0.25W	5%	10KΩ	
R539	ERD25TJ103	CARBON	0.25W	5%	10KΩ	
R540	ERD25TJ183	CARBON	0.25W	5%	18KΩ	
R541	ERD25TJ102	CARBON	0.25W	5%	1KΩ	
R542	ERD25TJ103	CARBON	0.25W	5%	10KΩ	
R543	ERD25TJ222	CARBON	0.25W	5%	2K2Ω	
R547	ERD25TJ103	CARBON	0.25W	5%	10KΩ	
R551	ERD25TJ103	CARBON	0.25W	5%	10KΩ	
R552	ERD25TJ473	CARBON	0.25W	5%	47KΩ	
R553	ERD25TJ103	CARBON	0.25W	5%	10KΩ	
R554	ERX3SJSR27H	RESISTOR	3W	5%	R27Ω	
R555	ERD25TJ223	CARBON	0.25W	5%	22KΩ	
R556	ERO50PKF2802	METAL	50W	1%	28KΩ	△
R557	ERO25CKF1073	METAL	25W	1%	107KΩ	△
R558	ERO50PKF4532	METAL	50W	1%	45KΩ	△
R559	ERO25CKF1002	METAL	0.25W	1%	10KΩ	△
R560	ERD25TJ222	CARBON	0.25W	5%	2K2Ω	
R562	ERD25TJ473	CARBON	0.25W	5%	47KΩ	
R564	ERDS1TJ394	CARBON	0.5W	5%	390KΩ	
R565	ERQ14AJW2R2	FUSIBLE	14W	5%	2R2Ω	△
R566	ERDS1TJ183	CARBON	0.5W	5%	18KΩ	
R567	ERG2ANJ223	METAL	2W	5%	22KΩ	
R568	ERQ12HJ330	METAL	0.5W	5%	33Ω	△
R569	ERDS1TJ120	CARBON	0.5W	5%	12Ω	
R570	ERD25TJ103	CARBON	0.25W	5%	10KΩ	
R571	ERX3FJ2R7H	RESISTOR	3W	5%	2R7Ω	
R572	ERG3FJ821	METAL	3W	5%	820Ω	△
R574	ERG3FJ151	METAL	3W	5%	150Ω	△
R579	ERD25TJ274	CARBON	0.25W	5%	270KΩ	
R580	ERD25TJ563	CARBON	0.25W	5%	56KΩ	
R581	ERD25TJ104	CARBON	0.25W	5%	100KΩ	
R582	ERD25TJ225	CARBON	0.25W	5%	2M2Ω	
R583	ERD25TJ225	CARBON	0.25W	5%	2M2Ω	
R584	ERD25TJ152	CARBON	0.25W	5%	1K5Ω	
R585	TSF19201	FS LINK				△
R587	ERD25TJ222	CARBON	0.25W	5%	2K2Ω	
R588	ERD25TJ222	CARBON	0.25W	5%	2K2Ω	
R589	ERDS1TJ100	CARBON	0.5W	5%	10Ω	
R601	ERJ6GEYJ101	S.M.CARB	0.1W	5%	100Ω	
R602	ERJ6GEYJ101	S.M.CARB	0.1W	5%	100Ω	
R603	ERJ6GEYJ102	S.M.CARB	0.1W	5%	1KΩ	
R604	ERJ6GEYJ750	S.M.CARB	0.1W	5%	75Ω	
R605	ERJ6GEYJ750	S.M.CARB	0.1W	5%	75Ω	
R606	ERJ6GEYJ750	S.M.CARB	0.1W	5%	75Ω	
R609	ERJ6GEYJ153	S.M.CARB	0.1W	5%	15KΩ	
R610	ERJ6GEYJ823	S.M.CARB	0.1W	5%	82KΩ	
R612	ERJ6GEYJ392	S.M.CARB	0.1W	5%	3K9Ω	
R613	ERJ6GEYJ392	S.M.CARB	0.1W	5%	3K9Ω	
R615	ERJ6GEYJ823	S.M.CARB	0.1W	5%	82KΩ	
R616	ERJ6GEYJ101	S.M.CARB	0.1W	5%	100Ω	
R617	ERJ6GEYJ101	S.M.CARB	0.1W	5%	100Ω	
R618	ERJ6GEYJ100	S.M.CARB	0.1W	5%	10Ω	
R619	ERJ6GEY0R00	S.M.CARB	0.1W	5%	0Ω	
R620	ERJ6GEY0R00	S.M.CARB	0.1W	5%	0Ω	
R621	ERJ6GEY0R00	S.M.CARB	0.1W	5%	0Ω	
R624	ERJ6GEYJ151	S.M.CARB	0.1W	5%	150Ω	
R625	ERJ6GEYJ393	S.M.CARB	0.1W	5%	39KΩ	
R626	ERJ6GEYJ153	S.M.CARB	0.1W	5%	15KΩ	
R627	ERJ6GEYJ681	S.M.CARB	0.1W	5%	680Ω	
R628	ERJ6GEYJ151	S.M.CARB	0.1W	5%	150Ω	
R629	ERJ6GEY0R00	S.M.CARB	0.1W	5%	0Ω	
R630	ERJ6GEYJ560	S.M.CARB	0.1W	5%	56Ω	
R632	ERJ6GEYJ393	S.M.CARB	0.1W	5%	39KΩ	
R633	ERJ6GEYJ153	S.M.CARB	0.1W	5%	15KΩ	
R634	ERJ6GEYJ681	S.M.CARB	0.1W	5%	680Ω	

Ref No.	Part No.	Description			
R635	ERJ6GEYJ151	S.M.CARB 0.1W	5%	150Ω	
R636	ERJ6GEY0R00	S.M.CARB 0.1W	5%	0Ω	
R637	ERJ6GEYJ331	S.M.CARB 0.1W	5%	330Ω	
R639	EVNDXAA03B32	CONTROL		300Ω	
R640	ERJ6GEY0R00	S.M.CARB 0.1W	5%	0Ω	
R643	ERJ6GEYJ101	S.M.CARB 0.1W	5%	100Ω	
R644	ERJ6GEYJ102	S.M.CARB 0.1W	5%	1KΩ	
R645	ERJ6GEYJ271	S.M.CARB 0.1W	5%	270Ω	
R646	ERJ6GEY0R00	S.M.CARB 0.1W	5%	0Ω	
R647	ERJ6GEYJ151	S.M.CARB 0.1W	5%	150Ω	
R648	ERJ6GEYJ150	S.M.CARB 0.1W	5%	15Ω	
R649	ERJ6GEY0R00	S.M.CARB 0.1W	5%	0Ω	
R651	ERJ6GEYJ225	S.M.CARB 0.125W	5%	2M2Ω	
R652	ERJ6GEYJ103	S.M.CARB 0.1W	5%	10KΩ	
R653	ERJ6GEYJ103	S.M.CARB 0.1W	5%	10KΩ	
R654	ERJ6GEYJ103	S.M.CARB 0.1W	5%	10KΩ	
R655	ERJ6GEYJ243	S.M.CARB 0.125W	5%	24KΩ	
R656	ERJ6GEYJ103	S.M.CARB 0.1W	5%	10KΩ	
R657	ERJ6GEYJ103	S.M.CARB 0.1W	5%	10KΩ	
R658	ERJ6GEYJ103	S.M.CARB 0.1W	5%	10KΩ	
R659	ERJ6GEYJ102	S.M.CARB 0.1W	5%	1KΩ	
R660	ERJ6GEYJ102	S.M.CARB 0.1W	5%	1KΩ	
R661	ERJ6GEYJ102	S.M.CARB 0.1W	5%	1KΩ	
R662	ERJ6GEY0R00	S.M.CARB 0.1W	5%	0Ω	
R663	ERJ6GEY0R00	S.M.CARB 0.1W	5%	0Ω	
R664	ERC14GJ206V	SOLID 14W	5%	20MΩ	
R665	ERC14GJ206V	SOLID 14W	5%	20MΩ	
R666	ERJ6GEYJ101	S.M.CARB 0.1W	5%	100Ω	
R667	ERJ6GEYJ101	S.M.CARB 0.1W	5%	100Ω	
R668	ERJ6GEYJ101	S.M.CARB 0.1W	5%	100Ω	
R711	ERJ6GEYJ224	S.M.CARB 0.1W	5%	22KΩ	
R712	ERJ6GEYJ223	S.M.CARB 0.1W	5%	22KΩ	
R714	ERJ6GEYJ682	S.M.CARB 0.1W	5%	6K8Ω	
R715	ERJ6GEYJ222	S.M.CARB 0.1W	5%	2K2Ω	
R716	ERJ6GEY0R00	S.M.CARB 0.1W	5%	0Ω	
R717	ERJ6GEYJ153	S.M.CARB 0.1W	5%	15KΩ	
R718	ERJ6GEYJ472	S.M.CARB 0.1W	5%	4K7Ω	
R753	ERD25TJ333	CARBON 0.25W	5%	33KΩ	
R805	232266296706	THERMISTOR			
R807	ERD25TJ104	CARBON 0.25W	5%	100KΩ	
R809	ERF10ZK4R7	WOUND 10W	5%	4R7Ω	△
R810	ERD25TJ223	CARBON 0.25W	5%	22KΩ	
R811	ERD25TJ391	CARBON 0.25W	5%	390Ω	
R812	ERD25TJ681	CARBON 0.25W	5%	680Ω	
R814	ERD25TJ332	CARBON 0.25W	5%	3K3Ω	
R815	ERD25TJ150	CARBON 0.25W	5%	15Ω	
R816	ERDS1TJ470	CARBON 0.5W	5%	47Ω	
R818	ERD25TJ331	CARBON 0.25W	5%	330Ω	
R820	ERG3FJ223	METAL 3W	5%	22KΩ	△
R821	ERG3FJ223	METAL 3W	5%	22KΩ	△
R822	ERD25TJ391	CARBON 0.25W	5%	390Ω	
R823	ERX2SJR22	RESISTOR 2W	5%	R22Ω	
R824	ERX2SJR22	RESISTOR 2W	5%	R22Ω	
R825	ERX2SJR22	RESISTOR 2W	5%	R22Ω	
R827	ERDS1FJ100	CARBON 0.5W	5%	10Ω	
R828	ERD25TJ103	CARBON 0.25W	5%	10KΩ	
R829	ERD25TJ471	CARBON 0.25W	5%	470Ω	
R831	ERD75TAJ825	CARBON 0.75W	5%	8M2Ω	△
R832	ERG1SJ331	METAL 1W	5%	330Ω	△
R835	ERD25TJ220	CARBON 0.25W	5%	22Ω	
R836	ERD25TJ100	CARBON 0.25W	5%	10Ω	
R837	ERD25TJ153	CARBON 0.25W	5%	15KΩ	
R838	ERD25TJ102	CARBON 0.25W	5%	1KΩ	
R847	ERQ1CKPR82	METAL 1W	5%	R82Ω	△
R853	ERO25CKF1002	METAL 0.25W	1%	10KΩ	△
R854	ERDS1TJ153	CARBON 0.5W	5%	15KΩ	
R855	ERD25TJ472	CARBON 0.25W	5%	4K7Ω	
R856	ERD25TJ473	CARBON 0.25W	5%	47KΩ	
R858	ERO25CKF1002	METAL 0.25W	1%	10KΩ	△
R862	ERD25TJ472	CARBON 0.25W	5%	4K7Ω	
R863	ERG3FJ680	METAL 3W	5%	68Ω	△
R864	ERDS1TJ103	CARBON 0.5W	5%	10KΩ	

Ref No.	Part No.	Description			
R865	ERG3FJ680	METAL 3W	5%	68Ω	△
R867	ERD25TJ102	CARBON 0.25W	5%	1KΩ	
R870	ERD25TJ101	CARBON 0.25W	5%	100Ω	
R873	ERDS1TJ3R3	CARBON 0.5W	5%	3R3Ω	
R876	ERD25TJ562	CARBON 0.25W	5%	5K6Ω	
R877	ERO25CKF1022	METAL 25W	1%	10KΩ	△
R878	ERO25CKF1002	METAL 0.25W	1%	10KΩ	△
R883	ERD25TJ103	CARBON 0.25W	5%	10KΩ	
R885	ERD25TJ103	CARBON 0.25W	5%	10KΩ	
R886	ERF10ZK4R7	WOUND 10W	5%	4R7Ω	△
R888	ERDS1TJ393	CARBON 0.5W	5%	39KΩ	
R889	ERD25TJ392	CARBON 0.25W	5%	3K9Ω	
R890	ERX3SJR56	RESISTOR 3W	5%	R56Ω	
R891	ERD25TJ103	CARBON 0.25W	5%	10KΩ	
R892	ERD25TJ222	CARBON 0.25W	5%	2K2Ω	
R905	ERJ6GEYJ681	S.M.CARB 0.1W	5%	680Ω	
R906	ERJ6GEYJ563	S.M.CARB 0.1W	5%	56KΩ	
R907	ERJ6GEYJ822	S.M.CARB 0.1W	5%	8K2Ω	
R908	ERJ6GEYJ471	S.M.CARB 0.1W	5%	470Ω	
R909	ERJ6GEYJ102	S.M.CARB 0.1W	5%	1KΩ	
R910	ERJ6GEYJ221	S.M.CARB 0.1W	5%	220Ω	
R911	ERD25TJ561	CARBON 0.25W	5%	560Ω	
R913	ERJ6GEYJ183	S.M.CARB 0.1W	5%	18KΩ	
R914	ERJ6GEYJ222	S.M.CARB 0.1W	5%	2K2Ω	
R915	ERJ6GEYJ182	S.M.CARB 0.1W	5%	1K8Ω	
R916	ERJ6GEYJ221	S.M.CARB 0.1W	5%	220Ω	
R918	ERJ6GEYJ101	S.M.CARB 0.1W	5%	100Ω	
R919	ERQ14AJW390	FUSIBLE 14W	5%	39Ω	△
R920	ERQ14AJW390	FUSIBLE 14W	5%	39Ω	△
R922	ERD25TJ683	CARBON 0.25W	5%	68KΩ	
R923	ERD25TJ683	CARBON 0.25W	5%	68KΩ	
R924	ERDS1FYJ390	CARBON 0.5W	5%	39Ω	△
R925	ERJ6GEY0R00	S.M.CARB 0.1W	5%	0Ω	
R926	ERJ6GEY0R00	S.M.CARB 0.1W	5%	0Ω	
R927	ERD25TJ122	CARBON 0.25W	5%	1K2Ω	
R928	ERD25TJ2R7	CARBON 0.25W	5%	2R7Ω	
R929	ERDS1FYJ221	CARBON 0.5W	5%	220Ω	
R930	ERD25TJ2R7	CARBON 0.25W	5%	2R7Ω	
R931	ERDS1FYJ390	CARBON 0.5W	5%	39Ω	△
R932	ERDS1FYJ101	CARBON 0.5W	5%	100Ω	△
R933	ERJ6GEYJ472	S.M.CARB 0.1W	5%	4K7Ω	
R934	ERJ6GEYJ222	S.M.CARB 0.1W	5%	2K2Ω	
R935	ERQ14AJW3R9	FUSIBLE 14W	5%	3R9Ω	△
R936	ERQ1CJP102	METAL 1W	5%	1KΩ	△
R937	ERQ14AJW100	METAL 0.25W	5%	10Ω	△
R938	ERD25TJ122	CARBON 0.25W	5%	1K2Ω	
R1054	ERD25TJ101	CARBON 0.25W	5%	100Ω	
R1057	ERD25TJ101	CARBON 0.25W	5%	100Ω	
R1058	ERD25TJ471	CARBON 0.25W	5%	470Ω	
R1059	ERD25TJ103	CARBON 0.25W	5%	10KΩ	
R1061	ERD25TJ103	CARBON 0.25W	5%	10KΩ	
R1062	ERD25TJ222	CARBON 0.25W	5%	2K2Ω	
R1063	ERD25TJ222	CARBON 0.25W	5%	2K2Ω	
R1064	ERD25TJ332	CARBON 0.25W	5%	3K3Ω	
R1065	ERD25TJ512	CARBON 0.25W	5%	5K1Ω	
R1066	ERD25TJ912	CARBON 0.25W	5%	9K1Ω	
R1101	ERJ6GEYJ472	S.M.CARB 0.1W	5%	4K7Ω	
R1102	ERJ6GEYJ472	S.M.CARB 0.1W	5%	4K7Ω	
R1103	ERJ6GEYJ472	S.M.CARB 0.1W	5%	4K7Ω	
R1104	ERJ6GEYJ472	S.M.CARB 0.1W	5%	4K7Ω	
R1105	ERJ6GEYJ472	S.M.CARB 0.1W	5%	4K7Ω	
R1106	ERJ6GEYJ472	S.M.CARB 0.1W	5%	4K7Ω	
R1107	ERJ6GEYJ472	S.M.CARB 0.1W	5%	4K7Ω	
R1108	ERJ6GEYJ472	S.M.CARB 0.1W	5%	4K7Ω	
R1111	ERJ6GEYJ101	S.M.CARB 0.1W	5%	100Ω	
R1112	ERJ6GEYJ101	S.M.CARB 0.1W	5%	100Ω	
R1113	ERJ6GEYJ101	S.M.CARB 0.1W	5%	100Ω	
R1116	ERJ6GEYJ101	S.M.CARB 0.1W	5%	100Ω	
R1117	ERJ6GEYJ101	S.M.CARB 0.1W	5%	100Ω	
R1118	ERJ6GEYJ101	S.M.CARB 0.1W	5%	100Ω	
R1119	ERJ6GEYJ101	S.M.CARB 0.1W	5%	100Ω	
R1120	ERJ6GEYJ101	S.M.CARB 0.1W	5%	100Ω	

Ref No.	Part No.	Description
R1121	ERJ6GEYJ101	S.M.CARB 0.1W 5% 100Ω
R1122	ERJ6GEYJ101	S.M.CARB 0.1W 5% 100Ω
R1123	ERJ6GEYJ472	S.M.CARB 0.1W 5% 4K7Ω
R1124	ERJ6GEYJ103	S.M.CARB 0.1W 5% 10KΩ
R1125	ERJ6GEYJ103	S.M.CARB 0.1W 5% 10KΩ
R1126	ERJ6GEYJ101	S.M.CARB 0.1W 5% 100Ω
R1127	ERJ6GEYJ101	S.M.CARB 0.1W 5% 100Ω
R1128	ERJ6GEYJ100	S.M.CARB 0.1W 5% 10Ω
R1129	ERJ6GEYJ100	S.M.CARB 0.1W 5% 10Ω
R1133	ERJ6GEYJ103	S.M.CARB 0.1W 5% 10KΩ
R1134	ERJ6GEYJ103	S.M.CARB 0.1W 5% 10KΩ
R1135	ERJ6GEY0R00	S.M.CARB 0.1W 5% 0Ω
R1136	ERJ6GEYJ221	S.M.CARB 0.1W 5% 220Ω
R1137	ERJ6GEYJ561	S.M.CARB 0.1W 5% 560Ω
R1138	ERJ6GEYJ103	S.M.CARB 0.1W 5% 10KΩ
R1142	ERJ6GEYJ103	S.M.CARB 0.1W 5% 10KΩ
R1145	ERJ6GEYJ472	S.M.CARB 0.1W 5% 4K7Ω
R1150	ERJ6GEYJ472	S.M.CARB 0.1W 5% 4K7Ω
R1151	ERJ6GEYJ472	S.M.CARB 0.1W 5% 4K7Ω
R1152	ERJ6GEYJ472	S.M.CARB 0.1W 5% 4K7Ω
R1153	ERJ6GEYJ472	S.M.CARB 0.1W 5% 4K7Ω
R1154	ERJ6GEYJ472	S.M.CARB 0.1W 5% 4K7Ω
R1156	ERJ6GEYJ182	S.M.CARB 0.1W 5% 1K8Ω
R1163	ERJ6GEYJ152	S.M.CARB 0.1W 5% 1K5Ω
R1164	ERJ6GEYJ101	S.M.CARB 0.1W 5% 100Ω
R1169	ERJ6GEYJ102	S.M.CARB 0.1W 5% 1KΩ
R1170	ERJ6GEYJ332	S.M.CARB 0.1W 5% 3K3Ω
R1171	ERJ6GEYJ682	S.M.CARB 0.1W 5% 6K8Ω
R1172	ERJ6GEYJ561	S.M.CARB 0.1W 5% 560Ω
R1174	ERDS1TJ561	CARBON 0.5W 5% 560Ω
R1182	ERJ6GEYJ472	S.M.CARB 0.1W 5% 4K7Ω
R1183	ERJ6GEYJ472	S.M.CARB 0.1W 5% 4K7Ω
R1184	ERJ6GEYJ472	S.M.CARB 0.1W 5% 4K7Ω
R1185	ERJ6GEYJ101	S.M.CARB 0.1W 5% 100Ω
R1186	ERJ6GEYJ103	S.M.CARB 0.1W 5% 10KΩ
R1188	ERJ6GEYJ222	S.M.CARB 0.1W 5% 2K2Ω
R1190	ERJ6GEY0R00	S.M.CARB 0.1W 5% 0Ω
R1191	ERJ6GEYJ104	S.M.CARB 0.1W 5% 100KΩ
R1192	ERJ6GEYJ104	S.M.CARB 0.1W 5% 100KΩ
R1193	ERJ6GEYJ103	S.M.CARB 0.1W 5% 10KΩ
R1194	ERJ6GEYJ101	S.M.CARB 0.1W 5% 100Ω
R1301	ERJ6GEYJ102	S.M.CARB 0.1W 5% 1KΩ
R1302	ERJ6GEYJ392	S.M.CARB 0.1W 5% 3K9Ω
R1305	ERJ6GEYJ560	S.M.CARB 0.1W 5% 56Ω
R1306	ERJ6GEYJ101	S.M.CARB 0.1W 5% 100Ω
R1307	ERJ6GEYJ562	S.M.CARB 0.1W 5% 5K6Ω
R1308	ERJ6GEYJ105	S.M.CARB 0.1W 5% 1MΩ
R1313	ERJ6GEY0R00	S.M.CARB 0.1W 5% 0Ω
R1315	ERJ6GEYJ101	S.M.CARB 0.1W 5% 100Ω
R1317	ERJ6GEYJ181	S.M.CARB 0.1W 5% 180Ω
R1318	ERJ6GEYJ181	S.M.CARB 0.1W 5% 180Ω
R1319	ERJ6GEY0R00	S.M.CARB 0.1W 5% 0Ω
R1320	ERJ6GEYJ472	S.M.CARB 0.1W 5% 4K7Ω
R1321	ERJ6GEYJ472	S.M.CARB 0.1W 5% 4K7Ω
R1322	ERJ6GEYJ103	S.M.CARB 0.1W 5% 10KΩ
R1323	ERJ6GEYJ103	S.M.CARB 0.1W 5% 10KΩ
R1324	ERJ6GEYJ472	S.M.CARB 0.1W 5% 4K7Ω
R1325	ERJ6GEYJ101	S.M.CARB 0.1W 5% 100Ω
R1326	ERJ6GEYJ101	S.M.CARB 0.1W 5% 100Ω
R1327	ERJ6GEYJ470	S.M.CARB 0.1W 5% 47Ω
R1328	ERJ6GEYJ102	S.M.CARB 0.1W 5% 1KΩ
R1329	ERJ6GEY0R00	S.M.CARB 0.1W 5% 0Ω
R1337	ERJ6GEYJ562	S.M.CARB 0.1W 5% 5K6Ω
R1340	ERJ6GEYJ272	S.M.CARB 0.1W 5% 2K7Ω
R1501	ERJ6GEYJ560	S.M.CARB 0.1W 5% 56Ω
R1502	ERJ6GEYJ560	S.M.CARB 0.1W 5% 56Ω
R1504	ERJ6GEYJ121	S.M.CARB 0.1W 5% 120Ω
R1507	ERJ6GEYJ272	S.M.CARB 0.1W 5% 2K7Ω
R1508	ERJ6GEYJ121	S.M.CARB 0.1W 5% 120Ω
R1510	ERJ6GEYJ101	S.M.CARB 0.1W 5% 100Ω
R1511	ERJ6GEYJ272	S.M.CARB 0.1W 5% 2K7Ω
R1513	ERJ6GEYJ272	S.M.CARB 0.1W 5% 2K7Ω

Ref No.	Part No.	Description
R1515	ERJ6GEYJ102	S.M.CARB 0.1W 5% 1KΩ
R1516	ERJ6GEYJ102	S.M.CARB 0.1W 5% 1KΩ
R1517	ERJ6GEYJ102	S.M.CARB 0.1W 5% 1KΩ
R1518	ERJ6GEYJ101	S.M.CARB 0.1W 5% 100Ω
R1519	ERJ6GEYJ101	S.M.CARB 0.1W 5% 100Ω
R1520	ERJ6GEYJ101	S.M.CARB 0.1W 5% 100Ω
R1523	ERJ6GEYJ101	S.M.CARB 0.1W 5% 100Ω
R1550	ERJ6GEYJ221	S.M.CARB 0.1W 5% 220Ω
R1551	ERJ6GEYJ180	S.M.CARB 0.1W 5% 18Ω
R1552	ERJ6GEYJ560	S.M.CARB 0.1W 5% 56Ω
R1554	ERJ6GEYJ180	S.M.CARB 0.1W 5% 18Ω
R1555	ERJ6GEYJ331	S.M.CARB 0.1W 5% 330Ω
R1560	ERJ6GEYJ101	S.M.CARB 0.1W 5% 100Ω
R1561	ERJ6GEYJ101	S.M.CARB 0.1W 5% 100Ω
R1562	ERJ6GEYJ101	S.M.CARB 0.1W 5% 100Ω
R1563	ERJ6GEYJ180	S.M.CARB 0.1W 5% 18Ω
R1568	ERJ6GEYJ221	S.M.CARB 0.1W 5% 220Ω
R1570	ERJ6GEYJ331	S.M.CARB 0.1W 5% 330Ω
R1572	ERJ6GEYJ561	S.M.CARB 0.1W 5% 560Ω
R1575	ERJ6GEYJ391	S.M.CARB 0.1W 5% 390Ω
R1576	ERJ6GEYJ821	S.M.CARB 0.1W 5% 820Ω
R1577	ERJ6GEYJ750	S.M.CARB 0.1W 5% 75Ω
R1578	ERJ6GEYJ100	S.M.CARB 0.1W 5% 10Ω
R1581	ERJ6GEYJ472	S.M.CARB 0.1W 5% 4K7Ω
R1605	ERJ6GEYJ101	S.M.CARB 0.1W 5% 100Ω
R1606	ERJ6GEYJ101	S.M.CARB 0.1W 5% 100Ω
R1608	ERJ6GEYJ472	S.M.CARB 0.1W 5% 4K7Ω
R1620	ERJ6GEYJ472	S.M.CARB 0.1W 5% 4K7Ω
R1621	ERJ6GEYJ101	S.M.CARB 0.1W 5% 100Ω
R1622	ERJ6GEYJ101	S.M.CARB 0.1W 5% 100Ω
R1624	ERJ6GEY0R00	S.M.CARB 0.1W 5% 0Ω
R1625	ERJ6GEYJ271	S.M.CARB 0.1W 5% 270Ω
R1626	ERJ6GEYJ391	S.M.CARB 0.1W 5% 390Ω
R1627	ERJ6GEYJ622	S.M.CARB 0.125W 5% 6K2Ω
R1628	ERJ6GEYJ151	S.M.CARB 0.1W 5% 150Ω
R1629	ERJ6GEYJ201	S.M.CARB 0.1W 5% 200Ω
R1630	ERJ6GEYJ181	S.M.CARB 0.1W 5% 180Ω
R1631	ERJ6GEYJ103	S.M.CARB 0.1W 5% 10KΩ
R1632	ERJ6GEYJ133	S.M.CARB 0.125W 5% 13KΩ
R1633	ERJ6GEYJ151	S.M.CARB 0.1W 5% 150Ω
R1634	ERJ6GEY0R00	S.M.CARB 0.1W 5% 0Ω
R1641	ERJ6GEYJ560	S.M.CARB 0.1W 5% 56Ω
R1643	ERJ6GEYJ102	S.M.CARB 0.1W 5% 1KΩ
R1644	ERJ6GEYJ560	S.M.CARB 0.1W 5% 56Ω
R1646	ERJ6GEYJ331	S.M.CARB 0.1W 5% 330Ω
R1647	ERJ6GEYJ151	S.M.CARB 0.1W 5% 150Ω
R1648	ERJ6GEYJ560	S.M.CARB 0.1W 5% 56Ω
R1649	ERJ6GEYJ560	S.M.CARB 0.1W 5% 56Ω
R1650	ERJ6GEYJ560	S.M.CARB 0.1W 5% 56Ω
R1652	ERJ6GEYJ102	S.M.CARB 0.1W 5% 1KΩ
R1653	ERJ6GEYJ560	S.M.CARB 0.1W 5% 56Ω
R1654	ERJ6GEYJ560	S.M.CARB 0.1W 5% 56Ω
R1656	ERJ6GEYJ102	S.M.CARB 0.1W 5% 1KΩ
R1659	ERJ6GEYJ560	S.M.CARB 0.1W 5% 56Ω
R1662	ERJ6GEYJ560	S.M.CARB 0.1W 5% 56Ω
R1666	ERJ6GEY0R00	S.M.CARB 0.1W 5% 0Ω
R1667	ERJ6GEYJ560	S.M.CARB 0.1W 5% 56Ω
R1668	ERJ6GEYJ560	S.M.CARB 0.1W 5% 56Ω
R1679	ERJ6GEYJ473	S.M.CARB 0.1W 5% 47KΩ
R1680	ERJ6GEYJ153	S.M.CARB 0.1W 5% 15KΩ
R1681	ERJ6GEY0R00	S.M.CARB 0.1W 5% 0Ω
R1682	ERJ6GEYJ151	S.M.CARB 0.1W 5% 150Ω
R1683	ERJ6GEYJ151	S.M.CARB 0.1W 5% 150Ω
R1688	ERJ6GEYJ561	S.M.CARB 0.1W 5% 560Ω
R1701	ERJ6GEYJ180	S.M.CARB 0.1W 5% 18Ω
R1703	ERJ6GEYJ101	S.M.CARB 0.1W 5% 100Ω
R1704	ERJ6GEYJ101	S.M.CARB 0.1W 5% 100Ω
R1705	ERJ6GEYJ473	S.M.CARB 0.1W 5% 47KΩ
R1706	ERJ6GEYJ473	S.M.CARB 0.1W 5% 47KΩ
R1707	ERJ6GEYJ180	S.M.CARB 0.1W 5% 18Ω
R1710	ERJ6GEYJ180	S.M.CARB 0.1W 5% 18Ω
R1713	ERJ6GEYJ472	S.M.CARB 0.1W 5% 4K7Ω

Ref No.	Part No.	Description			
R1716	ERJ6GEY0R00	S.M.CARB	0.1W	5%	0Ω
R1724	ERJ6GEYJ561	S.M.CARB	0.1W	5%	560Ω
R1730	ERJ6GEYJ821	S.M.CARB	0.1W	5%	820Ω
R1777	ERJ6GEYJ561	S.M.CARB	0.1W	5%	560Ω
R1778	ERJ6GEYJ821	S.M.CARB	0.1W	5%	820Ω
R2001	ERJ6GEYJ473	S.M.CARB	0.1W	5%	47KΩ
R2004	ERJ6GEYJ103	S.M.CARB	0.1W	5%	10KΩ
R2005	ERJ6GEYJ101	S.M.CARB	0.1W	5%	100Ω
R2006	ERJ6GEYJ101	S.M.CARB	0.1W	5%	100Ω
R2007	ERJ6GEYJ183	S.M.CARB	0.1W	5%	18KΩ
R2008	ERJ6GEY0R00	S.M.CARB	0.1W	5%	0Ω
R2009	ERJ6GEY0R00	S.M.CARB	0.1W	5%	0Ω
R2010	ERJ6GEYJ101	S.M.CARB	0.1W	5%	100Ω
R2011	ERJ6GEYJ222	S.M.CARB	0.1W	5%	2K2Ω
R2012	ERJ6GEYJ101	S.M.CARB	0.1W	5%	100Ω
R2013	ERJ6GEYJ222	S.M.CARB	0.1W	5%	2K2Ω
R2014	ERJ6GEYJ471	S.M.CARB	0.1W	5%	470Ω
R2015	ERJ6GEYJ222	S.M.CARB	0.1W	5%	2K2Ω
R2016	ERJ6GEYJ471	S.M.CARB	0.1W	5%	470Ω
R2017	ERJ6GEYJ222	S.M.CARB	0.1W	5%	2K2Ω
R2018	ERJ6GEYJ471	S.M.CARB	0.1W	5%	470Ω
R2019	ERJ6GEYJ471	S.M.CARB	0.1W	5%	470Ω
R2020	ERJ6GEYJ562	S.M.CARB	0.1W	5%	5K6Ω
R2021	ERJ6GEYJ102	S.M.CARB	0.1W	5%	1KΩ
R2022	ERJ6GEYJ471	S.M.CARB	0.1W	5%	470Ω
R2023	ERJ6GEY0R00	S.M.CARB	0.1W	5%	0Ω
R2025	ERJ6GEYJ123	S.M.CARB	0.1W	5%	12KΩ
R2026	ERJ6GEYJ562	S.M.CARB	0.1W	5%	5K6Ω
R2027	ERJ6GEYJ102	S.M.CARB	0.1W	5%	1KΩ
R2038	ERJ6GEY0R00	S.M.CARB	0.1W	5%	0Ω
R2039	ERJ6GEYJ471	S.M.CARB	0.1W	5%	470Ω
R2044	ERJ6GEYJ471	S.M.CARB	0.1W	5%	470Ω
R2045	ERJ6GEYJ471	S.M.CARB	0.1W	5%	470Ω
R2351	ERQ14AJW100	METAL	0.25W	5%	10Ω
R2352	ERD25TJ101	CARBON	0.25W	5%	100Ω
R2353	ERD25TJ101	CARBON	0.25W	5%	100Ω
R2354	ERD25TJ473	CARBON	0.25W	5%	47KΩ
R2355	ERD25TJ102	CARBON	0.25W	5%	1KΩ
R2356	ERD25TJ102	CARBON	0.25W	5%	1KΩ
R2357	ERD25TJ102	CARBON	0.25W	5%	1KΩ
R2358	ERD25TJ102	CARBON	0.25W	5%	1KΩ
R2359	ERD25TJ271	CARBON	0.25W	5%	270Ω
R2360	ERD25TJ183	CARBON	0.25W	5%	18KΩ
R2361	ERD25TJ100	CARBON	0.25W	5%	10Ω
R2371	ERQ14AJW100	METAL	0.25W	5%	10Ω
R2372	ERD25TJ101	CARBON	0.25W	5%	100Ω
R2373	ERD25TJ101	CARBON	0.25W	5%	100Ω
R2374	ERD25TJ473	CARBON	0.25W	5%	47KΩ
R2375	ERD25TJ102	CARBON	0.25W	5%	1KΩ
R2376	ERD25TJ102	CARBON	0.25W	5%	1KΩ
R2377	ERD25TJ102	CARBON	0.25W	5%	1KΩ
R2378	ERD25TJ102	CARBON	0.25W	5%	1KΩ
R2379	ERD25TJ271	CARBON	0.25W	5%	270Ω
R2380	ERD25TJ183	CARBON	0.25W	5%	18KΩ
R2381	ERD25TJ100	CARBON	0.25W	5%	10Ω
R3006	ERJ6GEYJ750	S.M.CARB	0.1W	5%	75Ω
R3101	ERJ6GEYJ102	S.M.CARB	0.1W	5%	1KΩ
R3102	ERJ6GEYJ102	S.M.CARB	0.1W	5%	1KΩ
R3107	ERJ6GEYJ104	S.M.CARB	0.1W	5%	100KΩ
R3108	ERJ6GEYJ104	S.M.CARB	0.1W	5%	100KΩ
R3109	ERJ6GEYJ681	S.M.CARB	0.1W	5%	680Ω
R3110	ERJ6GEYJ681	S.M.CARB	0.1W	5%	680Ω
R3114	ERJ6GEYJ681	S.M.CARB	0.1W	5%	680Ω
R3115	ERJ6GEYJ104	S.M.CARB	0.1W	5%	100KΩ
R3117	ERJ6GEYJ104	S.M.CARB	0.1W	5%	100KΩ
R3118	ERJ6GEYJ681	S.M.CARB	0.1W	5%	680Ω
R3126	ERJ6GEYJ102	S.M.CARB	0.1W	5%	1KΩ
R3127	ERJ6GEYJ102	S.M.CARB	0.1W	5%	1KΩ
R3128	ERJ6GEYJ104	S.M.CARB	0.1W	5%	100KΩ
R3129	ERJ6GEYJ104	S.M.CARB	0.1W	5%	100KΩ
R3130	ERJ6GEYJ681	S.M.CARB	0.1W	5%	680Ω
R3131	ERJ6GEYJ681	S.M.CARB	0.1W	5%	680Ω

Ref No.	Part No.	Description			
R3132	ERD2FCVVG100T	CARBON	2W	2%	10Ω
R3133	ERJ6GEYJ101	S.M.CARB	0.1W	5%	100Ω
R3134	ERJ6GEYJ101	S.M.CARB	0.1W	5%	100Ω
R3135	ERJ6GEYJ101	S.M.CARB	0.1W	5%	100Ω
R3136	ERJ6GEYJ101	S.M.CARB	0.1W	5%	100Ω
R3137	ERJ6GEYJ750	S.M.CARB	0.1W	5%	75Ω
R3138	ERJ6GEYJ470	S.M.CARB	0.1W	5%	47Ω
R3139	ERJ6GEYJ101	S.M.CARB	0.1W	5%	100Ω
R3140	ERJ6GEYJ101	S.M.CARB	0.1W	5%	100Ω
R3141	ERJ6GEYJ101	S.M.CARB	0.1W	5%	100Ω
R3142	ERJ6GEYJ101	S.M.CARB	0.1W	5%	100Ω
R3143	ERJ6GEYJ333	S.M.CARB	0.1W	5%	33KΩ
R3144	ERJ6GEYJ101	S.M.CARB	0.1W	5%	100Ω
R3145	ERJ6GEYJ101	S.M.CARB	0.1W	5%	100Ω
R3146	ERJ6GEYJ333	S.M.CARB	0.1W	5%	33KΩ
R3147	ERJ6GEYJ153	S.M.CARB	0.1W	5%	15KΩ
R3148	ERJ6GEYJ750	S.M.CARB	0.1W	5%	75Ω
R3149	ERJ6GEYJ750	S.M.CARB	0.1W	5%	75Ω
R3150	ERJ6GEYJ470	S.M.CARB	0.1W	5%	47Ω
R3151	ERJ6GEYJ750	S.M.CARB	0.1W	5%	75Ω
R3152	ERJ6GEYJ101	S.M.CARB	0.1W	5%	100Ω
R3153	ERJ6GEYJ101	S.M.CARB	0.1W	5%	100Ω
R3154	ERD2FCVVG100T	CARBON	2W	2%	10Ω
R3158	ERJ6GEYJ470	S.M.CARB	0.1W	5%	47Ω
R3159	ERJ6GEYJ681	S.M.CARB	0.1W	5%	680Ω
R3160	ERJ6GEYJ563	S.M.CARB	0.1W	5%	56KΩ
R3161	ERJ6GEYJ121	S.M.CARB	0.1W	5%	120Ω
R3162	ERJ6GEYJ101	S.M.CARB	0.1W	5%	100Ω
R3163	ERJ6GEYJ153	S.M.CARB	0.1W	5%	15KΩ
R3165	ERJ6GEYJ103	S.M.CARB	0.1W	5%	10KΩ
R3167	ERJ6GEYJ103	S.M.CARB	0.1W	5%	10KΩ
R3178	ERJ6GEY0R00	S.M.CARB	0.1W	5%	0Ω
R3180	ERJ6GEY0R00	S.M.CARB	0.1W	5%	0Ω
R3182	ERJ6GEY0R00	S.M.CARB	0.1W	5%	0Ω
R3184	ERJ6GEY0R00	S.M.CARB	0.1W	5%	0Ω
R3185	ERJ6GEYJ333	S.M.CARB	0.1W	5%	33KΩ
R3186	ERJ6GEYJ101	S.M.CARB	0.1W	5%	100Ω
R3187	ERJ6GEYJ333	S.M.CARB	0.1W	5%	33KΩ
R3188	ERJ6GEYJ101	S.M.CARB	0.1W	5%	100Ω
R3192	ERJ6GEY0R00	S.M.CARB	0.1W	5%	0Ω
R3193	ERJ6GEY0R00	S.M.CARB	0.1W	5%	0Ω
R3194	ERJ6GEYJ750	S.M.CARB	0.1W	5%	75Ω
R3195	ERJ6GEYJ750	S.M.CARB	0.1W	5%	75Ω
R3196	ERJ6GEYJ470	S.M.CARB	0.1W	5%	47Ω
R3197	ERD2FCVVG100T	CARBON	2W	2%	10Ω
R3198	ERJ6GEYJ470	S.M.CARB	0.1W	5%	47Ω
R3199	ERJ6GEYJ470	S.M.CARB	0.1W	5%	47Ω
R3200	ERJ6GEYJ104	S.M.CARB	0.1W	5%	100KΩ
R3201	ERJ6GEYJ332	S.M.CARB	0.1W	5%	3K3Ω
R3202	ERJ6GEYJ332	S.M.CARB	0.1W	5%	3K3Ω
R3205	ERJ6GEYJ104	S.M.CARB	0.1W	5%	100KΩ
R3206	ERJ6GEYJ104	S.M.CARB	0.1W	5%	100KΩ
R3207	ERJ6GEYJ104	S.M.CARB	0.1W	5%	100KΩ
R3208	ERJ6GEYJ101	S.M.CARB	0.1W	5%	100Ω
R3209	ERJ6GEYJ101	S.M.CARB	0.1W	5%	100Ω
R3210	ERJ6GEYJ152	S.M.CARB	0.1W	5%	1K5Ω
R3211	ERJ6GEYJ152	S.M.CARB	0.1W	5%	1K5Ω
R3212	ERJ6GEYJ123	S.M.CARB	0.1W	5%	12KΩ
R3213	ERJ6GEYJ101	S.M.CARB	0.1W	5%	100Ω
R3214	ERJ6GEYJ153	S.M.CARB	0.1W	5%	15KΩ
R3215	ERD2FCVVG100T	CARBON	2W	2%	10Ω
R3216	ERJ6GEYJ680	S.M.CARB	0.1W	5%	68Ω
R3217	ERJ6GEYJ102	S.M.CARB	0.1W	5%	1KΩ
R3218	ERJ6GEYJ750	S.M.CARB	0.1W	5%	75Ω
R3226	ERJ6GEYJ153	S.M.CARB	0.1W	5%	15KΩ
R3227	ERJ6GEY0R00	S.M.CARB	0.1W	5%	0Ω
R3228	ERJ6GEYJ680	S.M.CARB	0.1W	5%	68Ω
R3229	ERJ6GEYJ101	S.M.CARB	0.1W	5%	100Ω
R3230	ERJ6GEYJ102	S.M.CARB	0.1W	5%	1KΩ
R3231	ERD2FCVVG100T	CARBON	2W	2%	10Ω
R3232	ERJ6GEYJ272	S.M.CARB	0.1W	5%	2K7Ω
R3233	ERJ6GEYJ331	S.M.CARB	0.1W	5%	330Ω

Ref No.	Part No.	Description		
R3236	ERJ6GEYJ103	S.M.CARB	0.1W	5% 10KΩ
R3237	ERJ6GEYJ103	S.M.CARB	0.1W	5% 10KΩ
R3238	ERJ6GEYJ153	S.M.CARB	0.1W	5% 15KΩ
R3239	ERJ6GEYJ153	S.M.CARB	0.1W	5% 15KΩ
R3240	ERJ6GEYJ104	S.M.CARB	0.1W	5% 100KΩ
R3351	ERJ6GEYJ101	S.M.CARB	0.1W	5% 100Ω
R3352	ERJ6GEYJ472	S.M.CARB	0.1W	5% 4K7Ω
R3353	ERJ6GEYJ474	S.M.CARB	0.1W	5% 470KΩ
R3354	ERJ6GEYJ102	S.M.CARB	0.1W	5% 1KΩ
R3355	ERJ6GEYJ391	S.M.CARB	0.1W	5% 390Ω
R3501	ERJ6GEYJ100	S.M.CARB	0.1W	5% 10Ω
R3502	ERJ6GEY0R00	S.M.CARB	0.1W	5% 0Ω
R3503	ERJ6GEYJ471	S.M.CARB	0.1W	5% 470Ω
R3505	ERJ6GEYJ100	S.M.CARB	0.1W	5% 10Ω
R3506	ERJ6GEYJ100	S.M.CARB	0.1W	5% 10Ω
R3507	ERJ6GEYJ472	S.M.CARB	0.1W	5% 4K7Ω
R3508	ERJ6GEYJ151	S.M.CARB	0.1W	5% 150Ω
R3509	ERJ6GEYJ102	S.M.CARB	0.1W	5% 1KΩ
R3513	ERJ6GEYJ471	S.M.CARB	0.1W	5% 470Ω
R3514	ERJ6GEYJ471	S.M.CARB	0.1W	5% 470Ω
R3515	ERJ6GEYJ471	S.M.CARB	0.1W	5% 470Ω
R3516	ERJ6GEYJ472	S.M.CARB	0.1W	5% 4K7Ω
R3517	ERJ6GEYJ102	S.M.CARB	0.1W	5% 1KΩ
R3518	ERJ6GEY0R00	S.M.CARB	0.1W	5% 0Ω
R3520	ERJ6GEYJ221	S.M.CARB	0.1W	5% 220Ω
R3521	ERJ6GEY0R00	S.M.CARB	0.1W	5% 0Ω
R3522	ERJ6GEY0R00	S.M.CARB	0.1W	5% 0Ω
R3523	ERJ6GEY0R00	S.M.CARB	0.1W	5% 0Ω
R3526	ERD25TC0T	CARBON	0.25W	5% 0Ω
R3531	ERJ6GEYJ221	S.M.CARB	0.1W	5% 220Ω
R3532	ERJ6GEYJ391	S.M.CARB	0.1W	5% 390Ω
R3534	ERD25TJ181	CARBON	0.25W	5% 180Ω
R3536	ERJ6GEY0R00	S.M.CARB	0.1W	5% 0Ω
R3539	ERJ6GEY0R00	S.M.CARB	0.1W	5% 0Ω
R3540	ERJ6GEYJ392	S.M.CARB	0.1W	5% 3K9Ω
R3541	ERJ6GEYJ392	S.M.CARB	0.1W	5% 3K9Ω
R3542	ERJ6GEYJ392	S.M.CARB	0.1W	5% 3K9Ω
R3802	ERG3FJ100	METAL	3W	5% 10Ω ▲
R3803	ERJ6GEYJ221	S.M.CARB	0.1W	5% 220Ω

Ref No.	Part No.	Description		
R3804	ERJ6GEYJ101	S.M.CARB	0.1W	5% 100Ω
<b>SWITCHES</b>				
S801	ESB91232A	SWITCH		▲
S1051	EVQ23405R	SWITCH		
S1052	EVQ23405R	SWITCH		
S1053	EVQ23405R	SWITCH		
S1054	EVQ23405R	SWITCH		
S1055	EVQ23405R	SWITCH		
<b>TRANSFORMERS</b>				
T501	TLHA003	TRANSFORMER		
T801	ETP35KAN615U	TRANSFORMER		▲
T802	ETS49AH137ND	TRANSFORMER		
T803	ETQ19K55AY	TRANSFORMER		
<b>FILTERS</b>				
X101	EFCT6504BF	FILTER		
X102	EFCT5M7MW3	FILTER		
X103	EFCT6R0MW5	FILTER		
X104	K3953—M100	SAW FILTER		
X105	L9454M	SAW FILTER		
X106	EFCV3195T6	CERAMIC FILTER		
X107	EFCT7004BF	CERAMIC FILTER		
X109	EFCV4045T4	CERAMIC FILTER		
X601	TSSA024	CRYSTAL		
X602	TSSA025	CRYSTAL		
X1101	TAF10020	CRYSTAL		
X1551	TSSA009	CRYSTAL		
X2001	4730007158	CRYSTAL		
X3501	TSSA009	CRYSTAL		

**DIFFERENCES FOR MODEL TX-29AD70F**

Ref No.	Part No.	Description	
<b>MISCELLANEOUS COMPONENTS</b>			
4)	TBM8E1736	MODEL LABEL	
5)	TNPA0292AK	Y P.C.B.	△
6)	TLK8E05135	DEGAUSS COIL	△
7)	THT1009R	CRT FIXING SCREW	
8)	A68EHM69X73T	CRT	△
9)	TKY8E081	CABINET	△
12)	TKU8E00270	REAR COVER	△
13)	TNPA0295AQ	D P.C.B.	△
17)	TNPH0063AR	E P.C.B.	△
24)	TKP8E1144	SPEAKER NET	
	TBM8E1728	PANASONIC BADGE	
	TPC8E4647	OUTER CARTON	
	TPD8E617	CUSHION TOP	
	TPD8E618	CUSHION BOTTOM	
<b>CAPACITORS</b>			
C555	ECWH15H432J	FILM	1500V 4300 $\mu$ F
<b>INTEGRATED CIRCUITS</b>			
IC1104	X24C0301EW	EAROM	
IC1105	27C2001C12AD	EPROM	
<b>COILS</b>			
L571	ELC18B271E	COIL	
<b>RESISTOR</b>			
R370	ERQ1CKPR33	METAL	0.5W 10% R33 $\Omega$ △
<b>TRANSFORMERS</b>			
T551	ZTFH65015A	F.B.T.	△

**DIFFERENCES FOR MODEL TX-25AD70F**

Ref No.	Part No.	Description	
<b>MISCELLANEOUS COMPONENTS</b>			
4)	TBM8E1751	MODEL LABEL	
5)	TNPA0292AQ	Y P.C.B.	△
6)	TLK8E05120	DEGAUSS COIL	△
7)	THE492-4	CRT FIXING SCREW	
8)	A59ESF002X43	CRT	△
9)	TKY8E100	CABINET	△
12)	TKU8E00280	REAR COVER	△
13)	TNPA0295AV	D P.C.B.	△
17)	TNPH0063AU	E P.C.B.	△
24)	TKP8E1146	SPEAKER NET	
	TBM8E1726	PANASONIC BADGE	
	TPC8E4649	OUTER CARTON	
	TPD8E619	CUSHION TOP	
	TPD8E626	CUSHION BOTTOM	
<b>CAPACITORS</b>			
C555	ECWH15H472J	FILM	1500V 4700 $\mu$ F
<b>INTEGRATED CIRCUITS</b>			
IC1104	X24C0302EX	EAROM	
IC1105	27C2001C14AB	EPROM	
<b>COILS</b>			
L571	ELC18B331E	COIL	
<b>RESISTOR</b>			
R370	ERQ1CJP1R2	FUSIBLE	1W 5% 1R2 $\Omega$ △
R940	ERD25TJ3R3	CARBON	0.25W 5% 3R3 $\Omega$
R941	ERD25TJ3R3	CARBON	0.25W 5% 3R3 $\Omega$
<b>TRANSFORMERS</b>			
T551	ZTFH65011A	F.B.T.	△



## SCHEMATIC DIAGRAM FOR MODELS TX-29AD70F TX-25AD70F (Euro-3H Chassis)

### IMPORTANT SAFETY NOTICE

Components identified by mark have special characteristics important for safety. When replacing any of these components, use only manufacturer's specified parts.

### Notes

1. **RESISTOR**  
All resistors are carbon 1/4W resistor, unless marked as follows:  
Unit of resistance is OHM ( $\Omega$ ) (K=1,000, M=1,000,000).
2. **CAPACITORS**  
All capacitors are ceramic 50V, unless marked as follows:  
Unit of capacitance is  $\mu$ F, unless otherwise stated.
3. **COIL**  
Unit of inductance is  $\mu$ H, unless otherwise stated.
4. Components marked 'L' on the schematic diagram shows leadless parts.
5. **TEST POINT**  
 : Test Point position
6. **EARTH SYMBOL**  
 : Chassis Earth (Cold)     : Line Earth (Hot)
7. **VOLTAGE MEASUREMENT**  
Voltage is measured by a DC voltmeter.  
Measurement conditions are as follows:  
Power source                                  AC 220V-240V, 50Hz  
Receiving Signal                              Colour Bar signal (RF)  
All customer controls                        Maximum position
8. : Indicates the Video signal path  
 : Indicates the Audio signal path  
 : Indicates the Vertical/Horizontal signal path
9. This schematic diagram is the latest at the time of printing and is subject to change without notice.

### Remarks

1. The Power Circuit contains a circuit area which uses a separate power supply to isolate the earth connection. The circuit is defined by HOT and COLD indications in the schematic diagram. All circuits, except the Power Circuit, are COLD. Take the following precautions:

### Precautions

- a. Do not touch the hot part, or the hot and cold parts at the same time, as you are liable to a shock hazard.
- b. Do not short-circuit the hot and cold circuits as electrical components may be damaged.
- c. Do not connect an instrument, such as an oscilloscope, to the hot and cold circuits simultaneously, as this may cause fuse failure. Connect the earth of the instruments to the earth connection of the circuit being measured.
- d. Make sure to disconnect the power plug before removing the chassis.

## SCHEMA TECHNIQUE POUR MODELE TX-29AD70F TX-25AD70F (Euro-3H Chassis)

### REMARQUE IMPORTANTE POUR LA SÉCURITÉ

Les éléments portant la marque possèdent des caractéristiques de sécurité spéciales. Lors du remplacement de l'une quelconque de ces pièces n'utiliser que celles spécifiées par la fabricant.

### Nota :

1. **RESISTOR**  
Toutes les résistances sont des résistances au carbone 1/4W, sauf indication contraire par les indications suivantes  
L'unité de résistance est l' OHM ( $\Omega$ ) (K=1,000, M=1,000,000).
2. **CONDENSATEUR**  
Toutes les condensateurs sont des condensateurs céramique 50V, sauf indication contraire par les indications suivantes :  
L'unité de capacité est le  $\mu$ F, sauf indication contraire.
3. **BOBINE**  
L'unité d'inductance est le  $\mu$ H, sauf indication contraire
4. Les composants entourés de pointillés, sur le schéma, représentent des éléments non câblés.
5. **POINT D'ESSAI**  
 Position du point d'essai
6. **SYMBOL DE TERRE**  
 : Terre du châssis (froid)     : Terre de ligne (chaud)
7. **MESURE DE TENSION**  
La tension est mesurée avec un voltmètre c.c.  
Les conditions de mesure sont les suivantes:  
Source d'alimentation                        CA 220V-240V, 50Hz  
Signal de réception                            Signal barre couleur (RF)  
Toutes les commandes utilisateur        Position maximum
8. : Vidéo  
 : Audio  
 : Vertical / Horizontal
9. Ce schéma est à jour moment de l'impression et modifiable sans préavis.

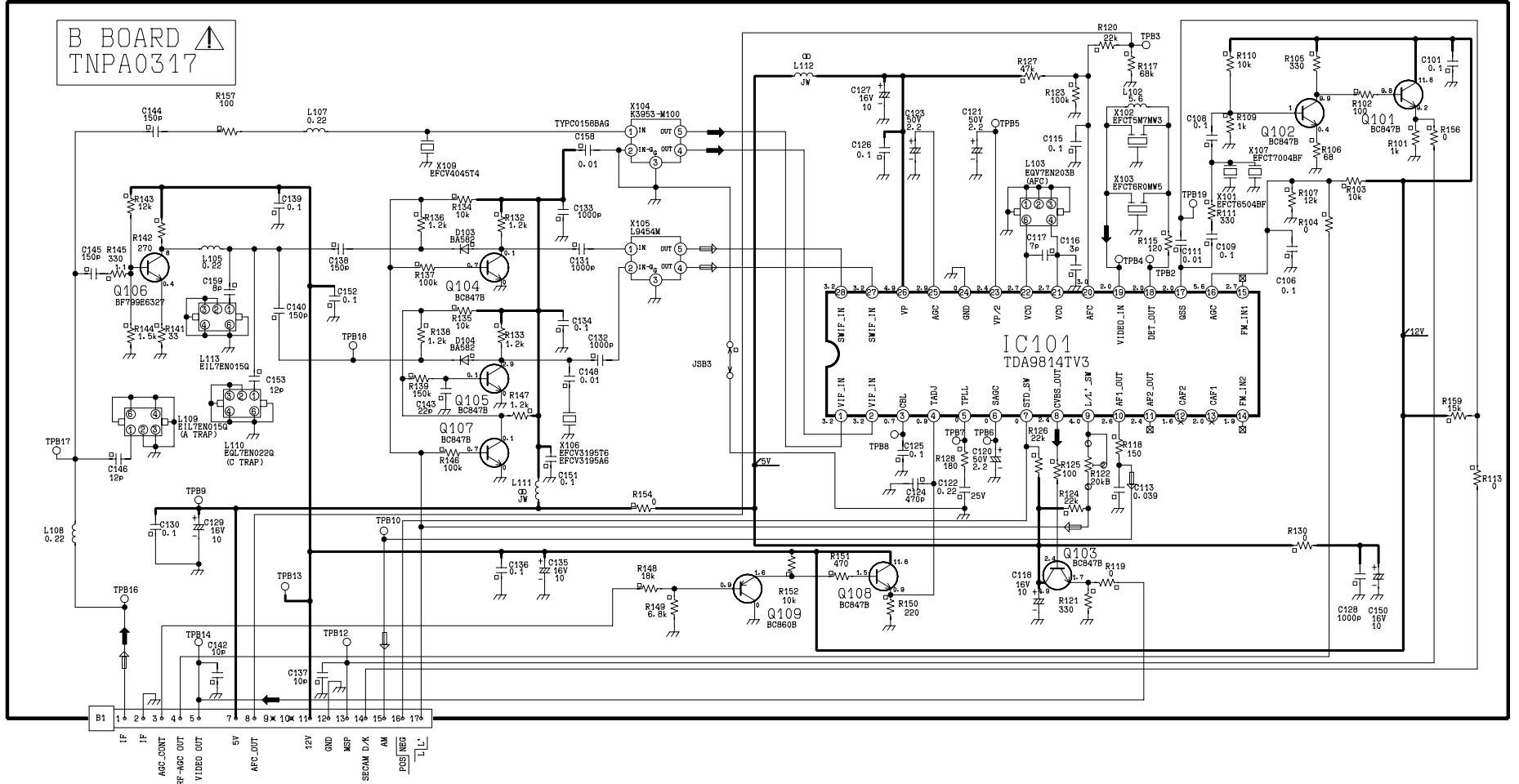
### Remarque

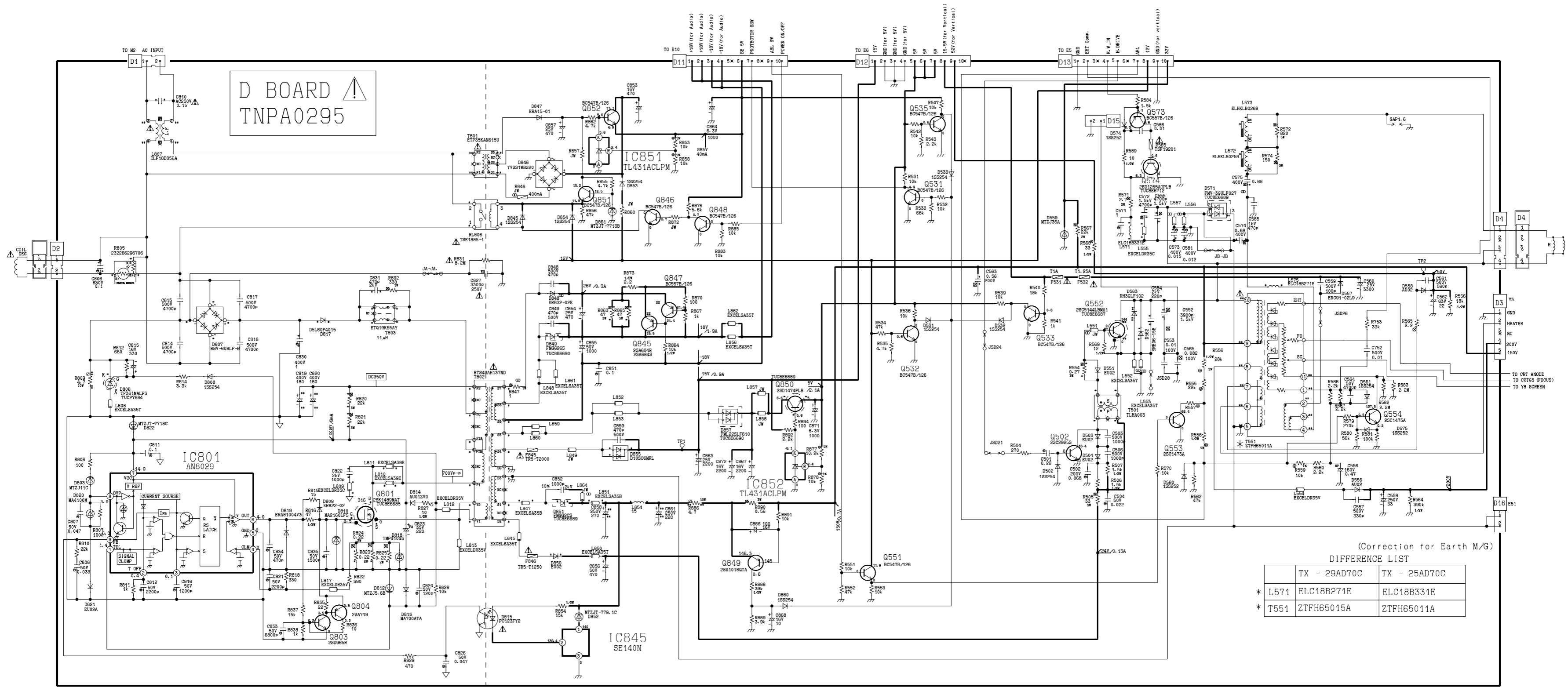
1. Le circuit d'alimentation contient une zone de qui utilise une alimentation séparée pour isoler la connexion à la terre. Le circuit est défini par les indications chaud (HOT) et froid (COLD) dans le diagramme schématisé. Prendre les précautions suivantes. Tous les circuits, sauf le circuit d'alimentation, sont froids.

### Précautions

- a. Ne pas toucher la partie chaude ou en même temps les parties chaud et froide. Cela présente un risque de décharge électrique.
- b. Ne pas court-circuiter les circuits chaud et froid car un fusible peut sauter et des pièces se casser.
- c. Ne pas raccorder un instrument, comme un oscilloscope, simultanément aux circuits chaud et froid car un fusible peut sauter. Raccorder la terre des instruments à la connexion de terre du circuit mesuré.
- d. Toujours débrancher la fiche d'alimentation avant de déposer le châssis.

B BOARD  
TNPA0317




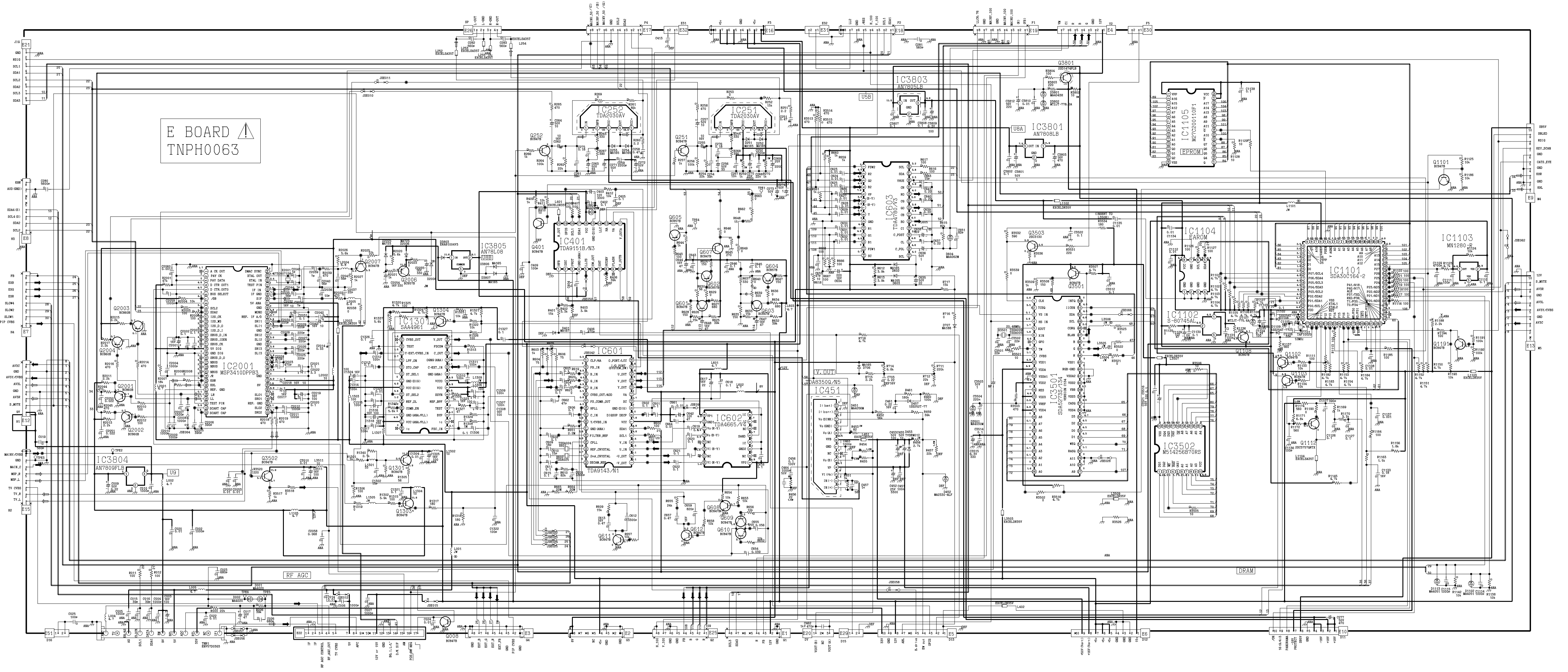


D BOARD  
TNPA0295

(Correction for Earth M/G)  
DIFFERENCE LIST

	TX - 29AD70C	TX - 25AD70C
* L571	ELC18B271E	ELC18B331E
* T551	ZTFH65015A	ZTFH65011A

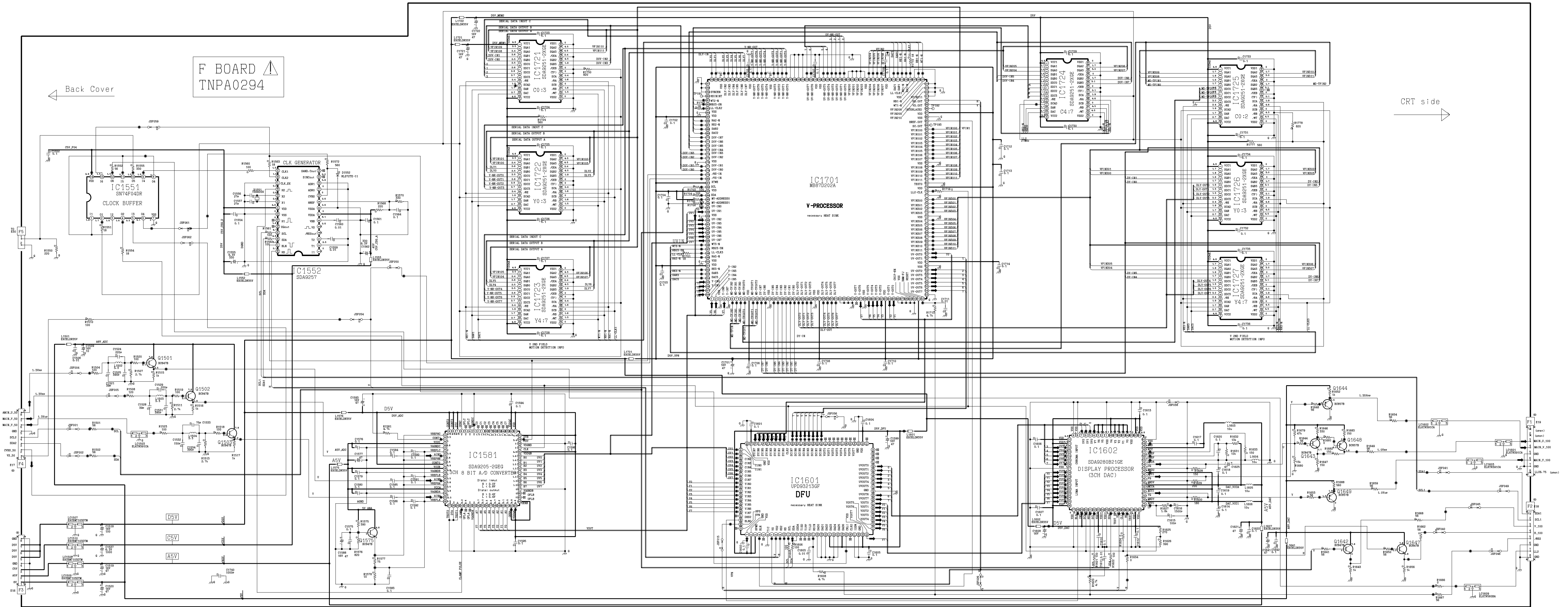
E BOARD   
TNP0063



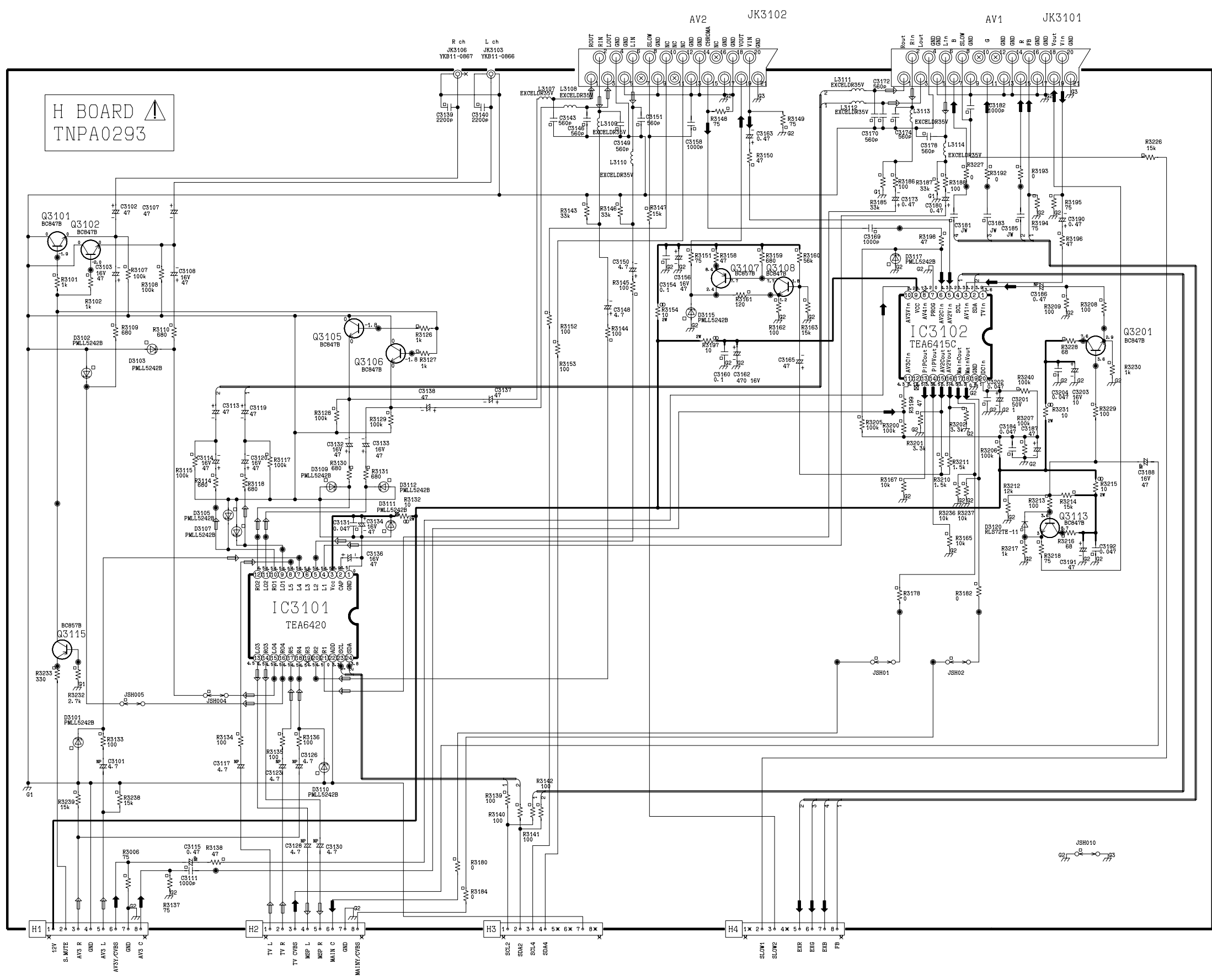
F BOARD  
TNPA0294

Back Cover

CRT side



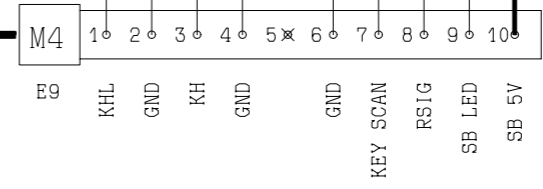
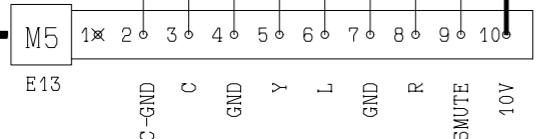
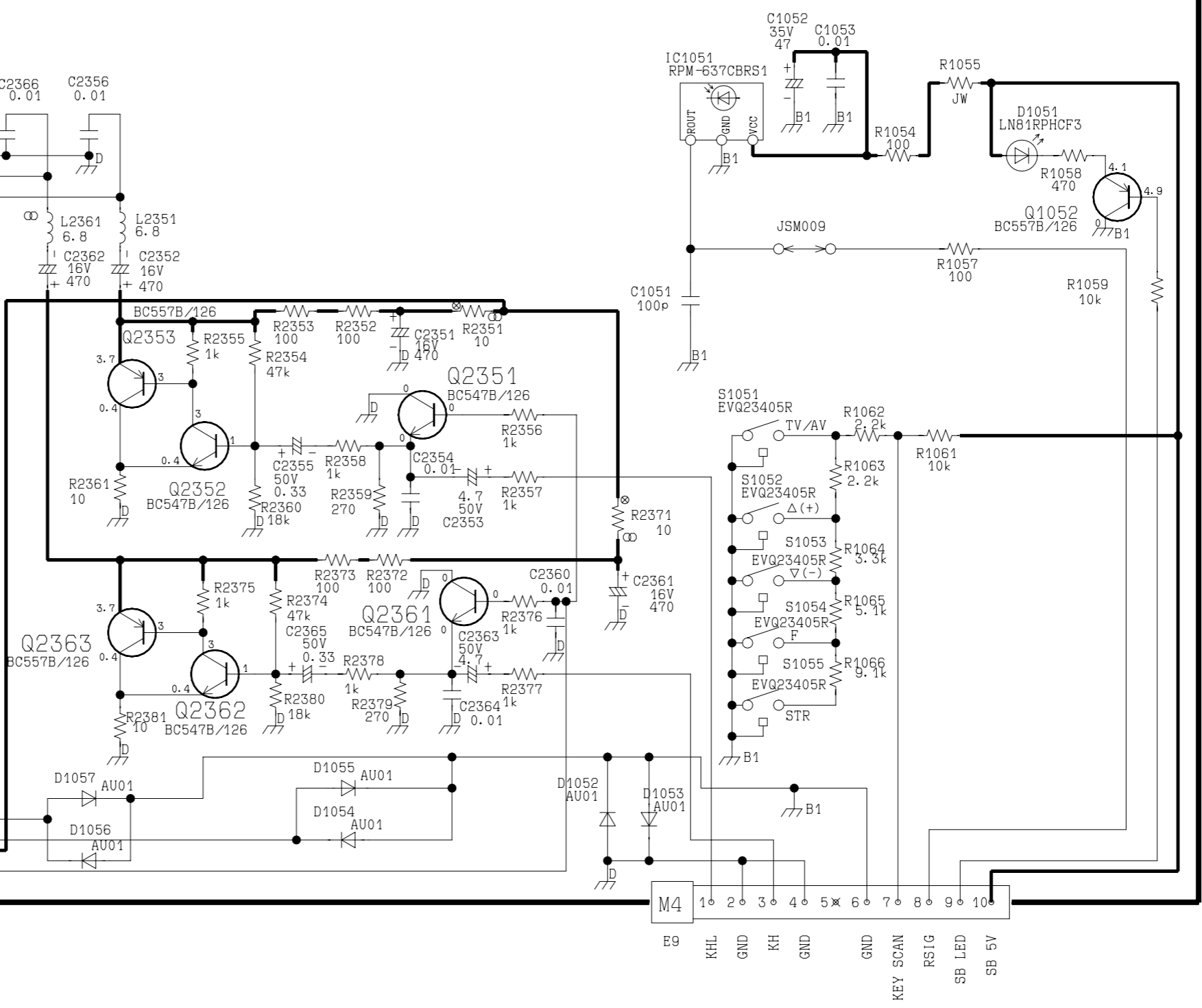
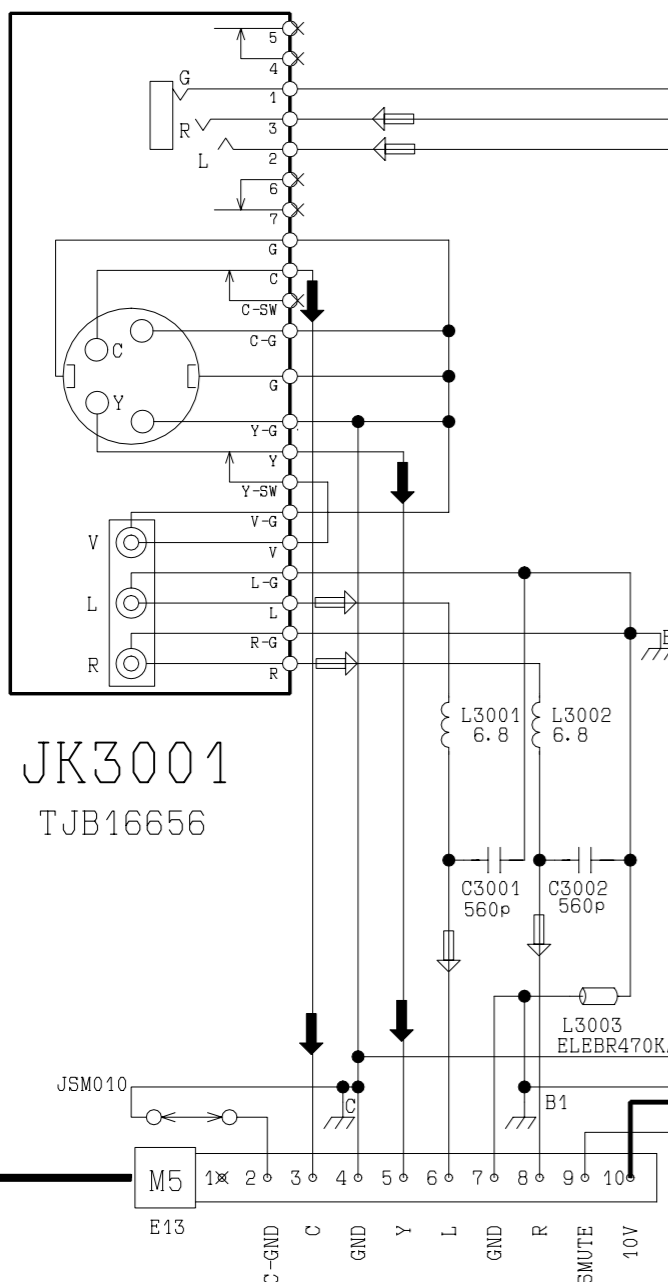
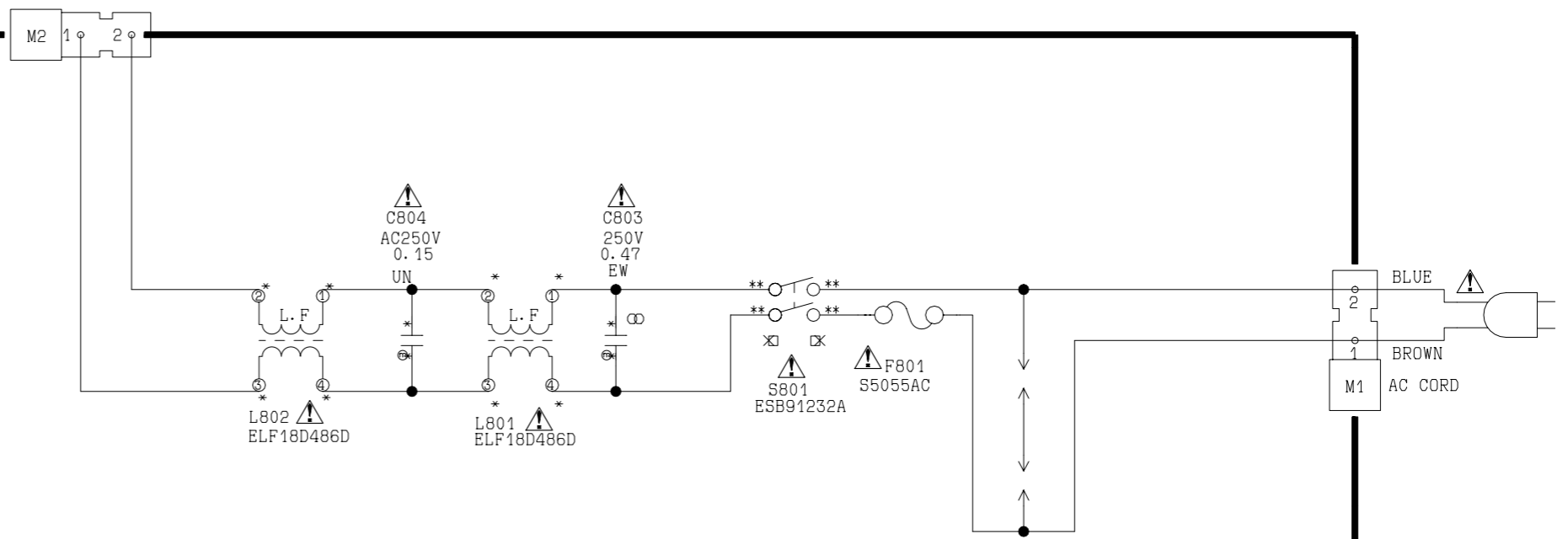
H BOARD  
TNPA0293



M BOARD  
TNPA0348

COLD

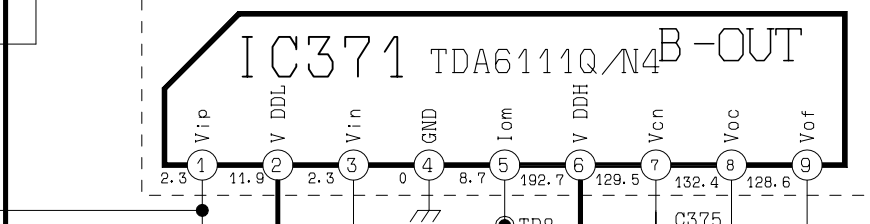
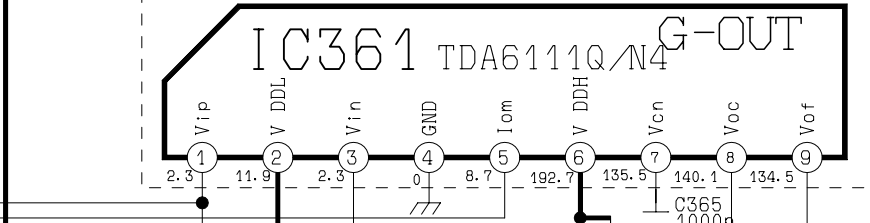
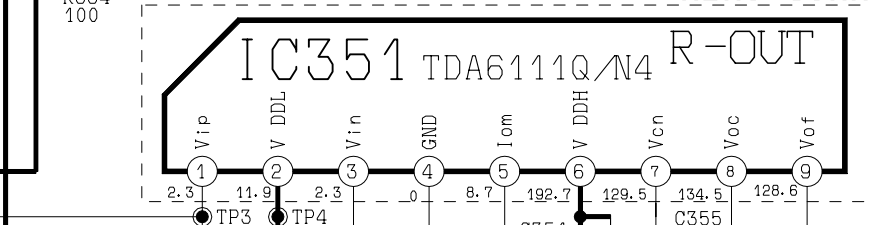
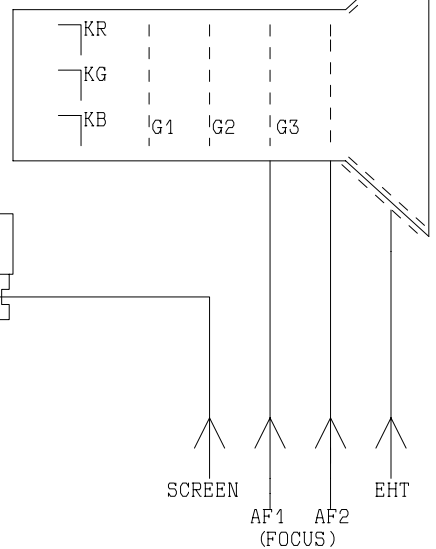
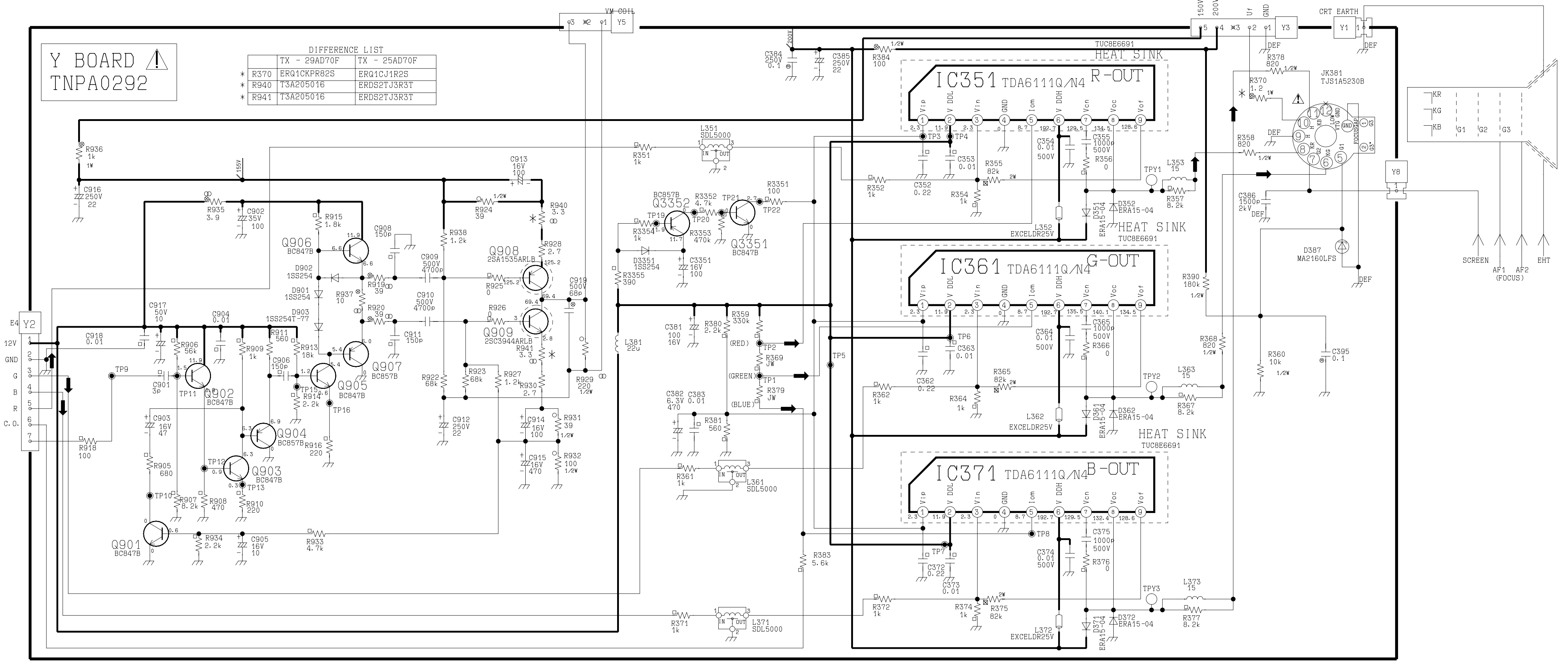
HOT



**Y BOARD** ⚠  
TNPA0292

DIFFERENCE LIST

	TX - 29AD70F	TX - 25AD70F
* R370	ERQ1CKPR82S	ERQ1CJ1R2S
* R940	T3A205016	ERDS2TJ3R3T
* R941	T3A205016	ERDS2TJ3R3T

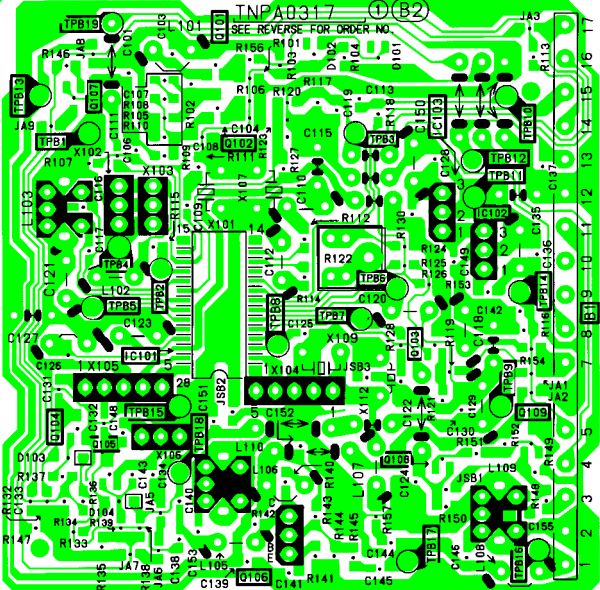



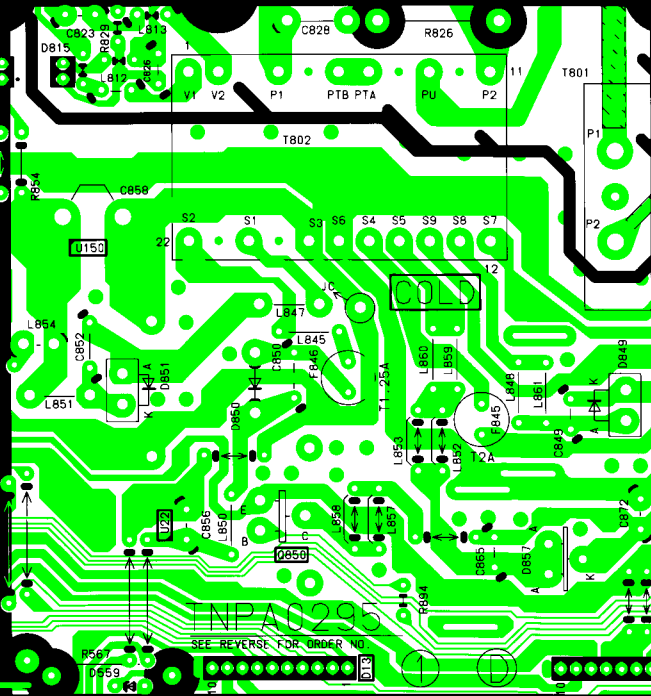

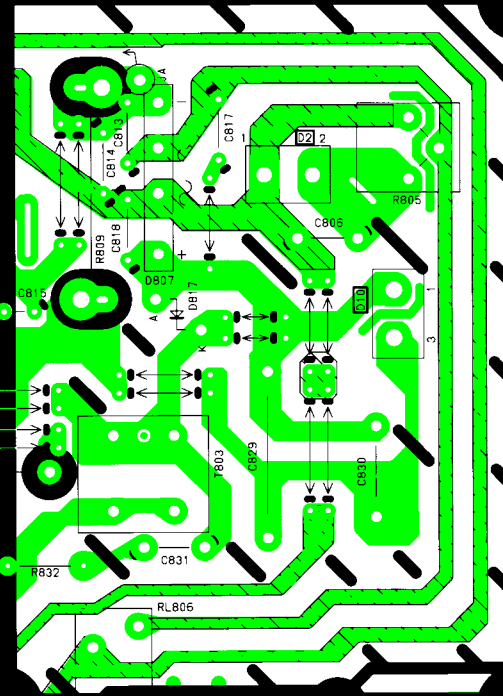
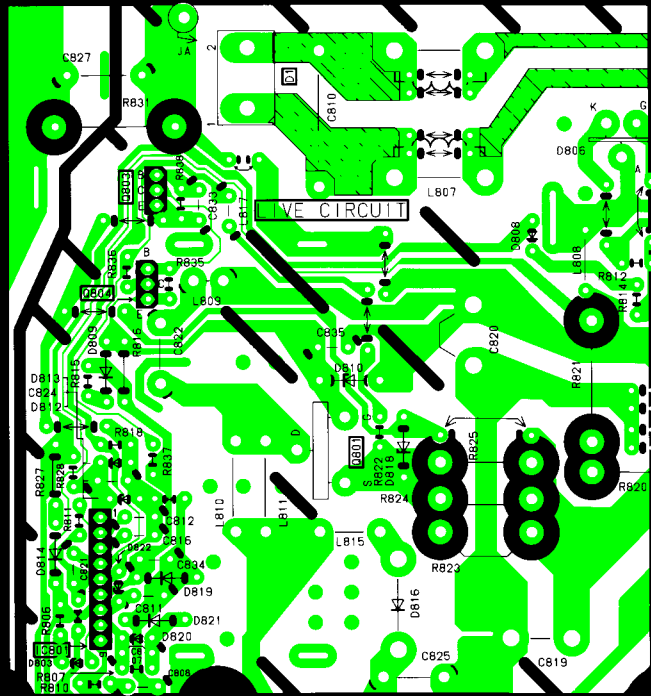




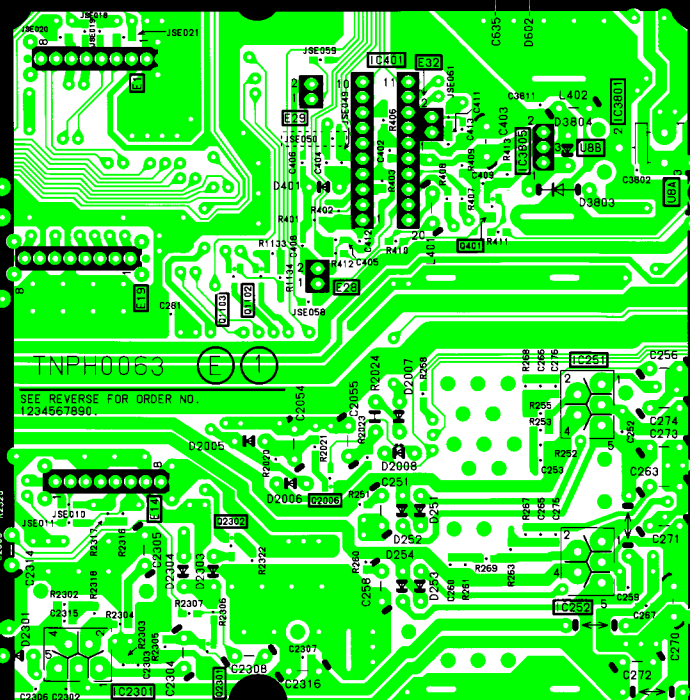
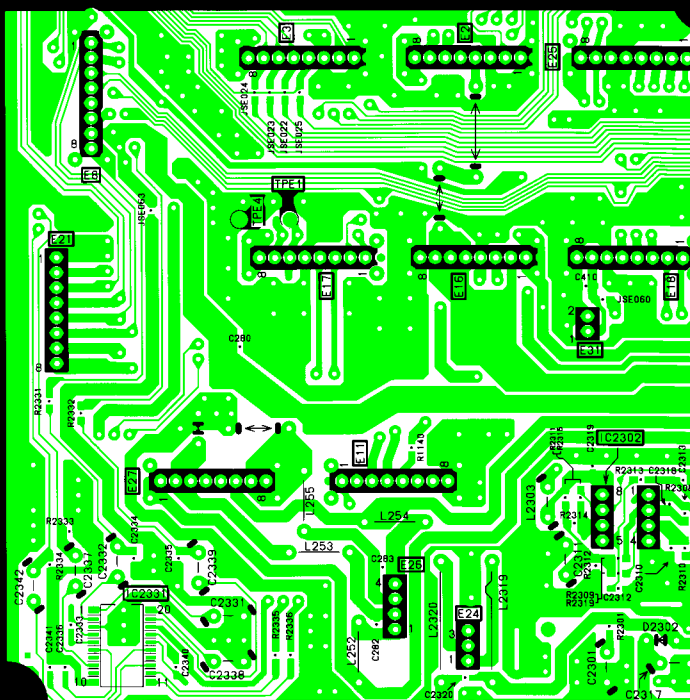



TNP A0317

(B2)

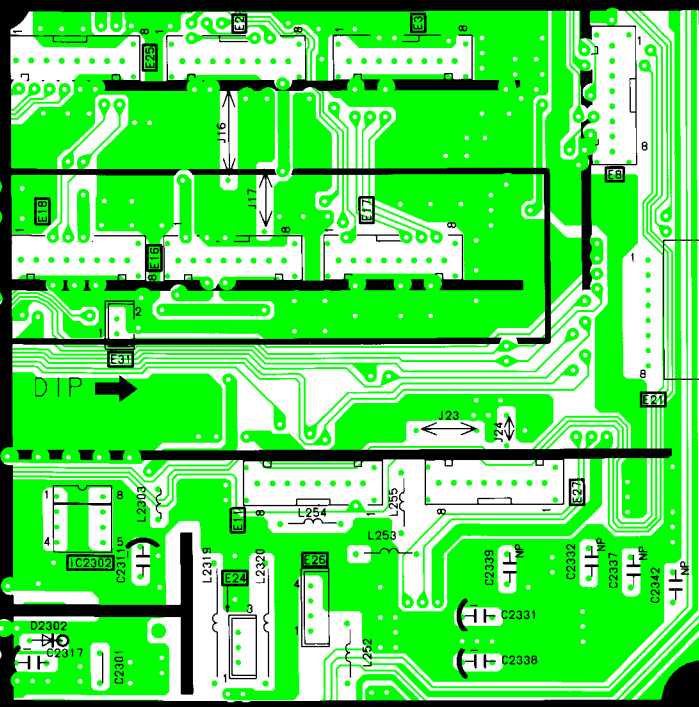
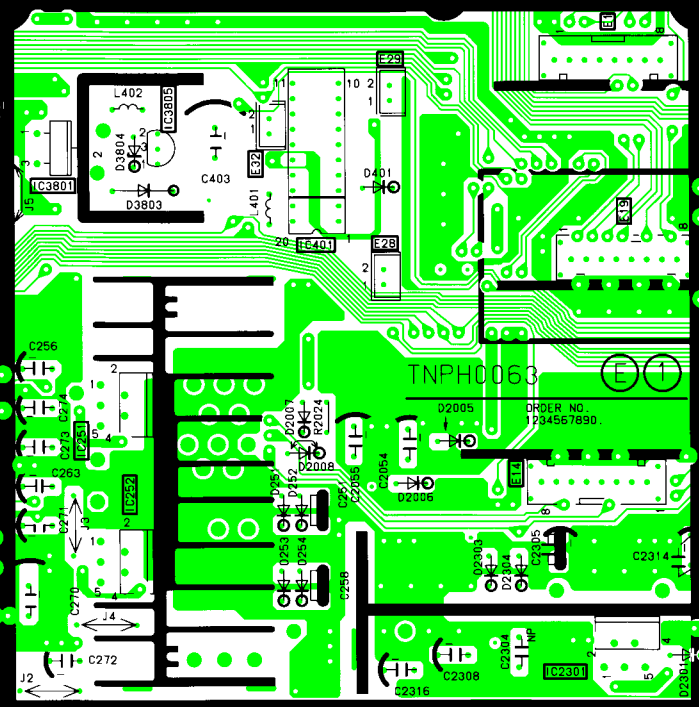
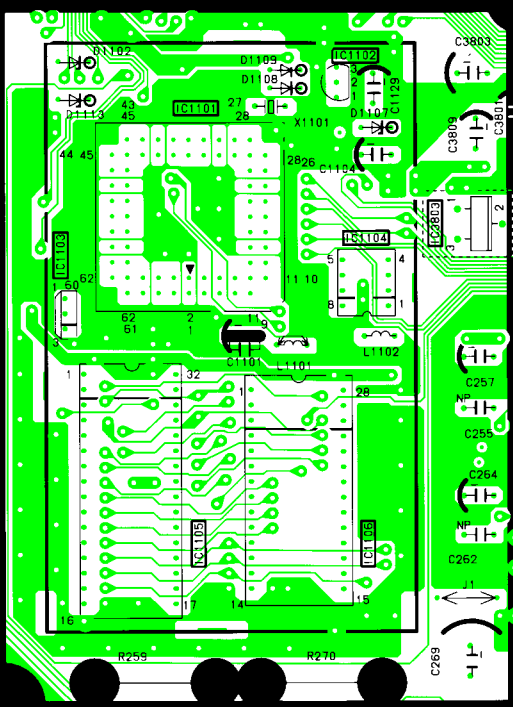
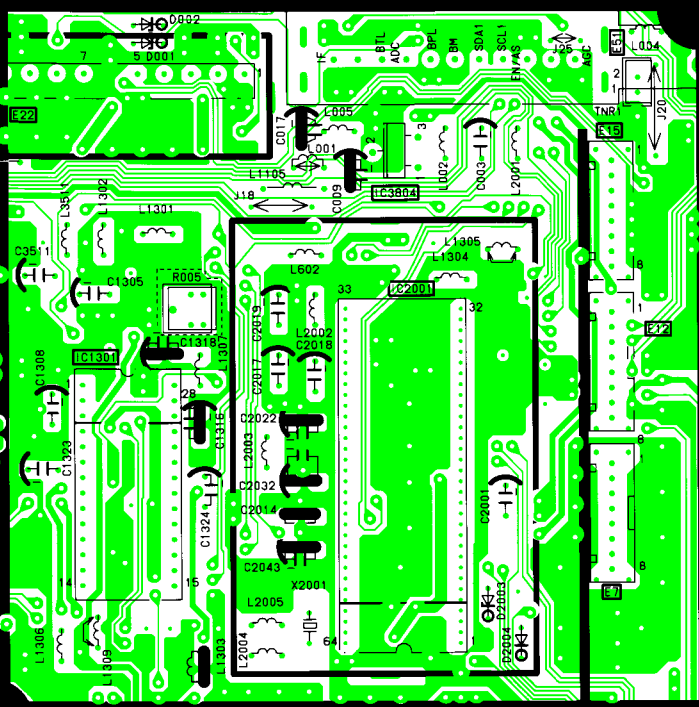
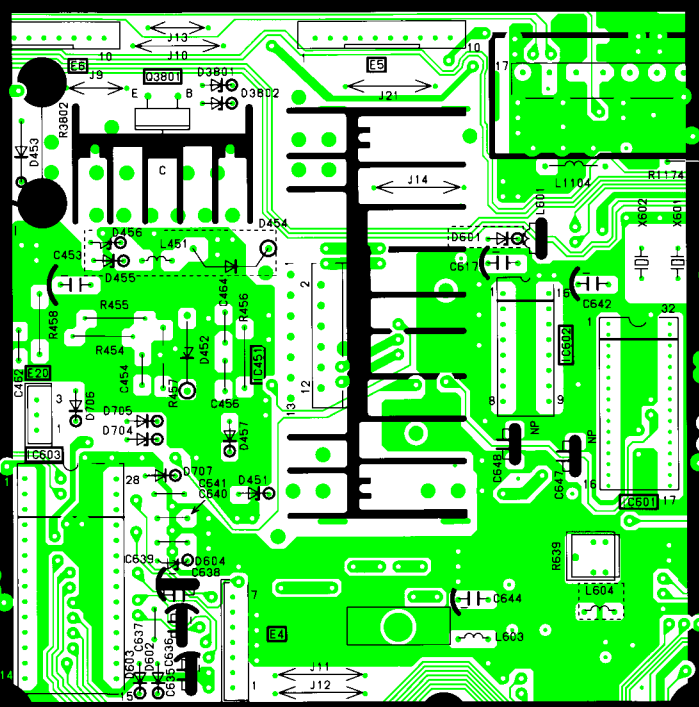
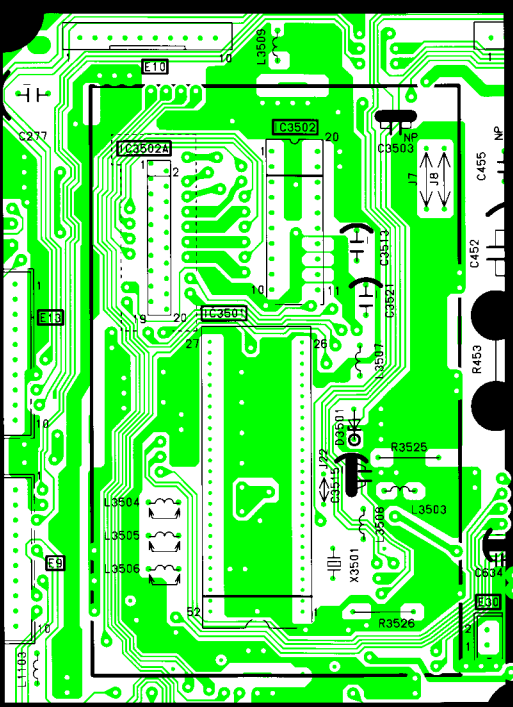
SEE REVERSE FOR ORDER NO.

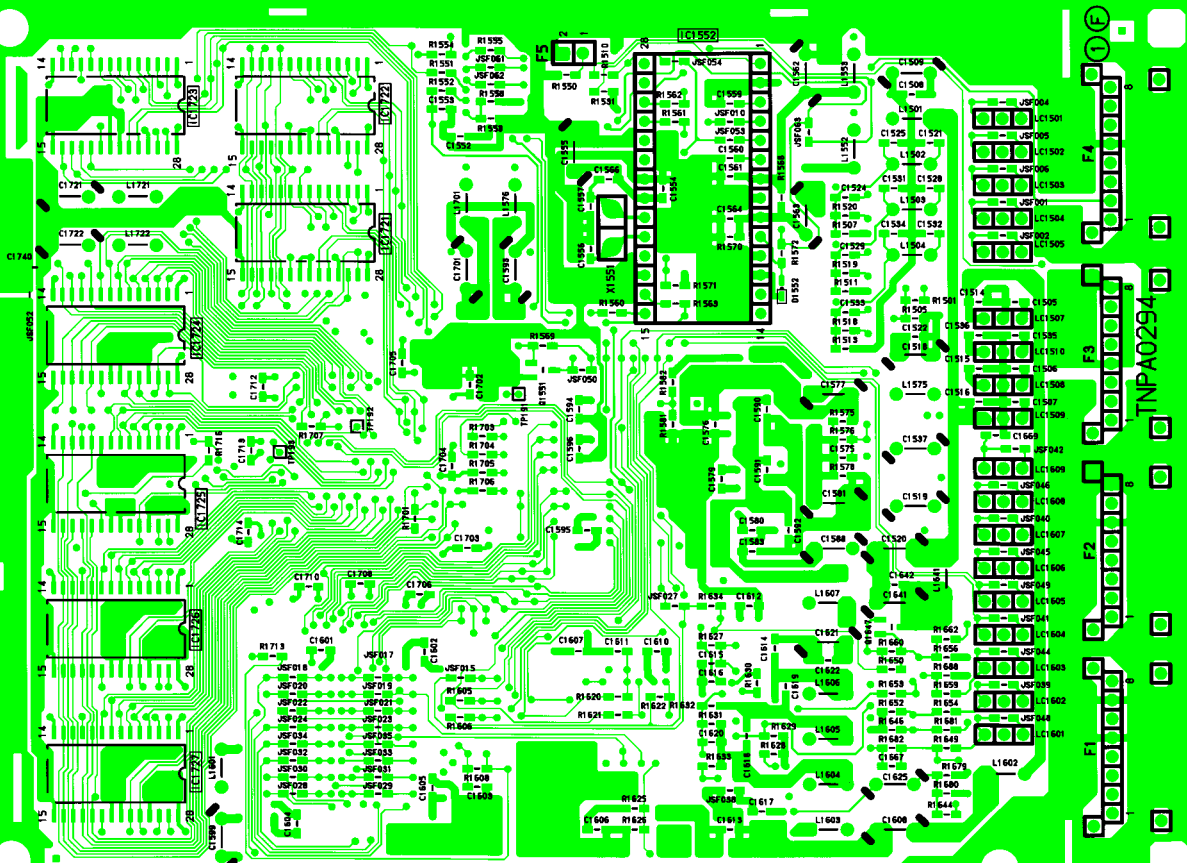








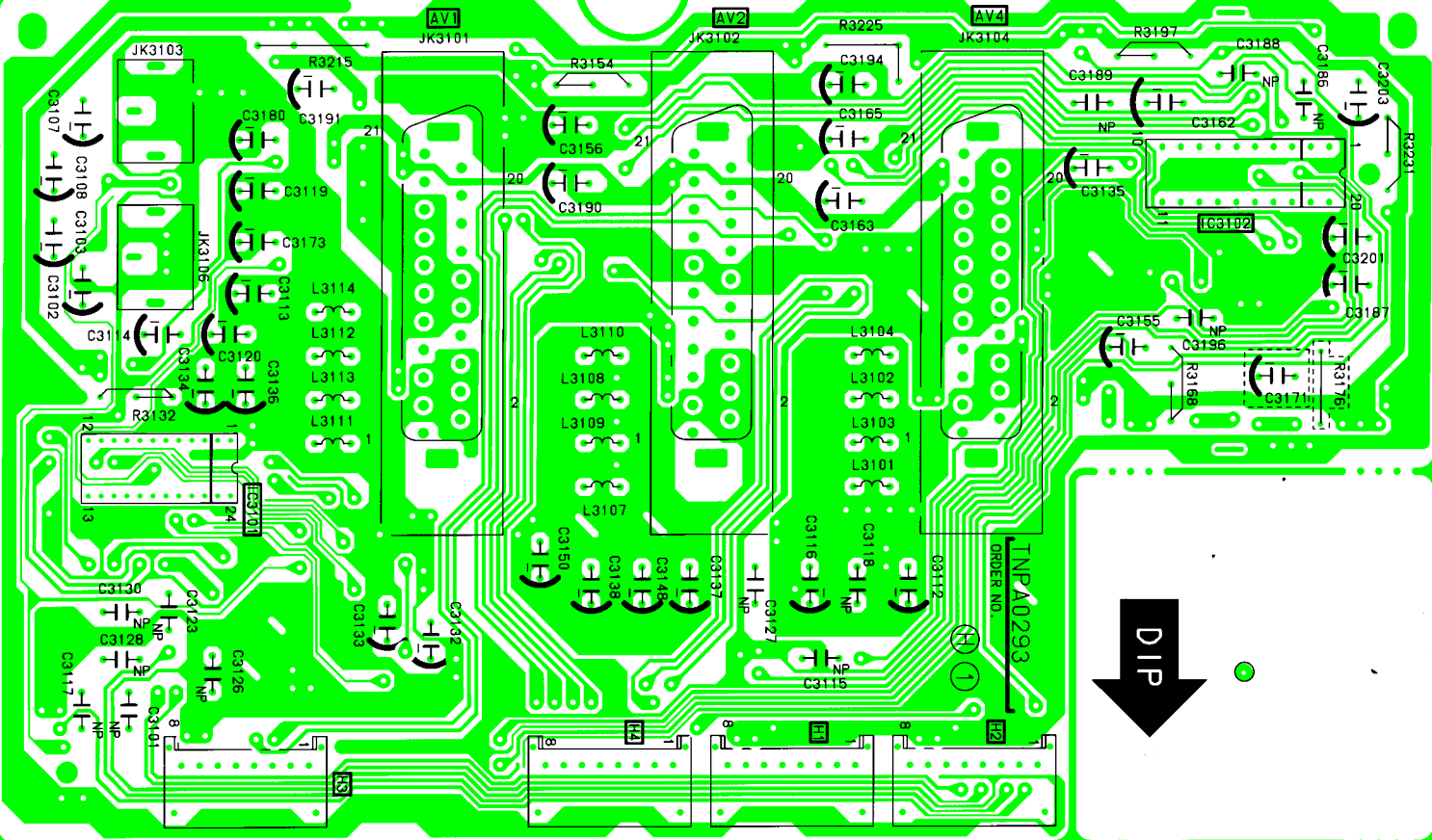




TNPA0294







AV1

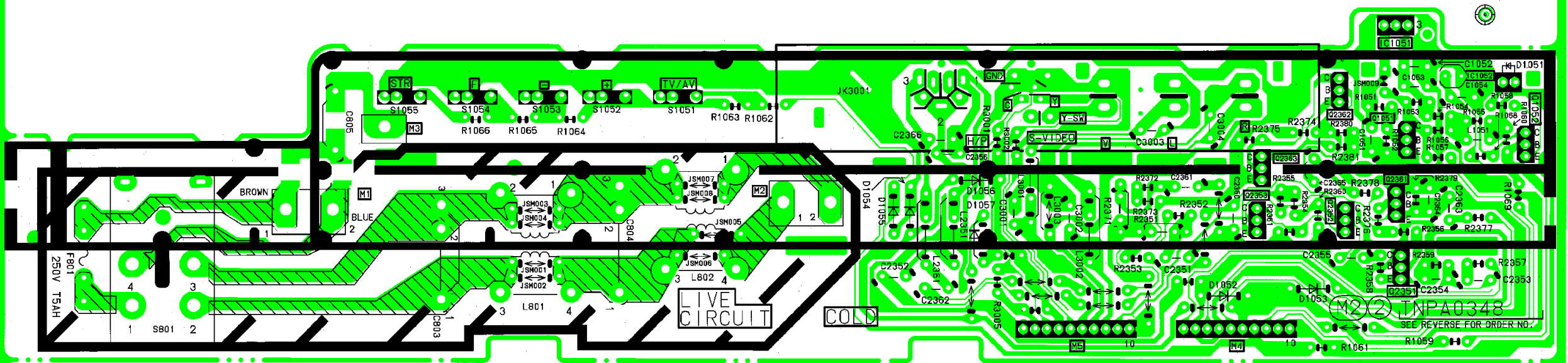
AV2

AV4

DIP

TNP A0293

ORDER NO.



DIP ←

TNPA0348 (M2)(2)

TNPA0348  
SEE REVERSE FOR ORDER NO.



TNPA0292

SEE REVERSE FOR ORDER NO.

(2) (Y)

H.V. DANGER

JK381

